

U.S. Department of Commerce

Home Blogs About Us Index A to Z Glossary FAQs

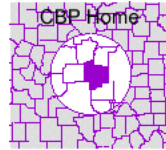


People | Business | Geography | Data | Research | Newsroom

Search

[CenStats](#)

## 2011 County Business Patterns (NAICS)



Baker, FL

State:  Areaname:

Noise Flag:  Year:

		NAICS code	NAICS code description	Paid employees for pay period including March 12 (number)	First-quarter payroll (\$1,000)	Annual payroll (\$1,000)	Total establishments
	<input type="button" value="Compare"/>	-----	Total for all sectors	5,199	40,884	158,232	369
Detail	<input type="button" value="Compare"/>	11----	Agriculture, forestry, fishing and hunting	22	120	549	5
Detail	<input type="button" value="Compare"/>	22----	Utilities	<a href="#">a</a>	<a href="#">D</a>	<a href="#">D</a>	1
Detail	<input type="button" value="Compare"/>	23----	Construction	<a href="#">c</a>	1,257	5,456	53
Detail	<input type="button" value="Compare"/>	31----	Manufacturing	130	1,422	6,256	4
Detail	<input type="button" value="Compare"/>	42----	Wholesale trade	92	779	2,949	13
Detail	<input type="button" value="Compare"/>	44----	Retail trade	833	4,453	18,114	72
Detail	<input type="button" value="Compare"/>	48----	Transportation and warehousing	<a href="#">f</a>	<a href="#">D</a>	<a href="#">D</a>	27
Detail	<input type="button" value="Compare"/>	51----	Information	<a href="#">b</a>	<a href="#">S</a>	2,035	5
Detail	<input type="button" value="Compare"/>	52----	Finance and insurance	126	849	2,899	17
Detail	<input type="button" value="Compare"/>	53----	Real estate and rental and leasing	<a href="#">b</a>	80	311	9
Detail	<input type="button" value="Compare"/>	54----	Professional, scientific, and technical services	<a href="#">g</a>	<a href="#">S</a>	3,463	19
Detail	<input type="button" value="Compare"/>	55----	Management of companies and enterprises	<a href="#">b</a>	<a href="#">D</a>	<a href="#">D</a>	1
Detail	<input type="button" value="Compare"/>	56----	Administrative and support and waste management and remediation services	61	143	642	15
Detail	<input type="button" value="Compare"/>	61----	Educational services	<a href="#">b</a>	<a href="#">D</a>	<a href="#">D</a>	1
Detail	<input type="button" value="Compare"/>	62----	Health care and social assistance	1,852	18,082	70,226	41
Detail	<input type="button" value="Compare"/>	71----	Arts, entertainment, and recreation	<a href="#">b</a>	<a href="#">D</a>	<a href="#">D</a>	2
Detail	<input type="button" value="Compare"/>	72----	Accommodation and food services	484	1,292	5,701	32
Detail	<input type="button" value="Compare"/>	81----	Other services (except public administration)	217	947	4,062	52

				Number of establishments by employment-size class									
		NAICS code	NAICS code description	Total establishments	1-4	5-9	10-19	20-49	50-99	100-249	250-499	500-999	1000 or more
	<input type="button" value="Compare"/>	-----	Total for all sectors	369	210	82	41	25	5	2	2	1	1
Detail	<input type="button" value="Compare"/>	11----	Agriculture, forestry, fishing and hunting	5	2	3	0	0	0	0	0	0	0
Detail	<input type="button" value="Compare"/>	22----	Utilities	1	1	0	0	0	0	0	0	0	0
Detail	<input type="button" value="Compare"/>	23----	Construction	53	43	6	2	1	1	0	0	0	0
Detail	<input type="button" value="Compare"/>	31----	Manufacturing	4	1	0	1	0	2	0	0	0	0
Detail	<input type="button" value="Compare"/>	42----	Wholesale trade	13	8	4	0	0	1	0	0	0	0
Detail	<input type="button" value="Compare"/>	44----	Retail trade	72	35	26	5	4	0	1	1	0	0

Detail	Compare	48----	Transportation and warehousing	27	19	3	3	1	0	0	0	1	0
Detail	Compare	51----	Information	5	0	2	2	1	0	0	0	0	0
Detail	Compare	52----	Finance and insurance	17	10	2	3	2	0	0	0	0	0
Detail	Compare	53----	Real estate and rental and leasing	9	7	2	0	0	0	0	0	0	0
Detail	Compare	54----	Professional, scientific, and technical services	19	10	5	3	1	0	0	0	0	0
Detail	Compare	55----	Management of companies and enterprises	1	0	0	0	1	0	0	0	0	0
Detail	Compare	56----	Administrative and support and waste management and remediation services	15	12	2	0	1	0	0	0	0	0
Detail	Compare	61----	Educational services	1	0	0	0	1	0	0	0	0	0
Detail	Compare	62----	Health care and social assistance	41	17	11	8	2	0	1	1	0	1
Detail	Compare	71----	Arts, entertainment, and recreation	2	0	1	0	1	0	0	0	0	0
Detail	Compare	72----	Accommodation and food services	32	11	3	8	9	1	0	0	0	0
Detail	Compare	81----	Other services (except public administration)	52	34	12	6	0	0	0	0	0	0

Save as text file.

Save as csv file.

For information on businesses with no paid employees, see [Nonemployer Statistics](#)

Change Geographic Area

### Measuring America—People, Places, and Our Economy

**ABOUT US**

- [Are You in a Survey?](#)
- [FAQs](#)
- [Glossary](#)
- [Director's Corner](#)
- [Regional Offices](#)
- [History](#)
- [Research](#)
- [Scientific Integrity](#)
- [Jobs @ Census](#)
- [Diversity @ Census](#)
- [Business Opportunities](#)
- [Congressional & Intergovernmental](#)
- [Contact Us](#)

**FIND DATA**

- [QuickFacts](#)
- [American FactFinder](#)
- [Easy Stats](#)
- [Population Finder](#)
- [2010 Census](#)
- [Economic Census](#)
- [Interactive Maps](#)
- [Training & Workshops](#)
- [Data Tools](#)
- [Developers](#)
- [Catalogs](#)
- [Publications](#)

**BUSINESS & INDUSTRY**

- [Help With Your Forms](#)
- [Economic Indicators](#)
- [Economic Census](#)
- [E-Stats](#)
- [Foreign Trade](#)
- [Export Codes](#)
- [NAICS](#)
- [Governments](#)
- [Local Employment Dynamics](#)
- [Survey of Business Owners](#)

**PEOPLE & HOUSEHOLDS**

- [2010 Census](#)
- [2000 Census](#)
- [American Community Survey](#)
- [Income](#)
- [Poverty](#)
- [Population Estimates](#)
- [Population Projections](#)
- [Health Insurance](#)
- [Housing](#)
- [International](#)
- [Genealogy](#)






**GEOGRAPHY**

- [Maps and Data](#)
- [TIGER](#)
- [Gazetteer](#)
- SPECIAL TOPICS**
- [Statistics in Schools](#)
- [Tribal Resources \(AIAN\)](#)
- [Emergency Preparedness](#)
- [Statistical Abstract](#)
- [Special Census Program](#)
- [Fraudulent Activity & Scams](#)
- [Recovery Act](#)
- [USA.gov](#)
- [BusinessUSA.gov](#)

**NEWSROOM**

- [News Releases](#)
- [Release Schedule](#)
- [Fact for Features](#)
- [Blogs](#)
- [Multimedia](#)

**CONNECT WITH US**

-  [Email Updates](#)
-  [Facebook](#)
-  [Twitter](#)
-  [Flickr](#)
-  [YouTube](#)

[Accessibility](#) | [Information Quality](#) | [FOIA](#) | [Data Protection & Privacy Policy](#) | [U.S. Dept of Commerce](#)

United States Census Bureau

1200312003

U.S. Department of Commerce

Home Blogs About Us Index A to Z Glossary FAQs

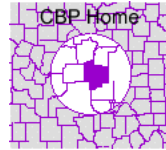


People | Business | Geography | Data | Research | Newsroom

Search

[CenStats](#)

## 2011 County Business Patterns (NAICS)



Baker, FL

State:  Areaname:

Noise Flag:  Year:

		NAICS code	NAICS code description	Paid employees for paid period including March 12 (number)	Noise range for paid employees for pay period including March 12 (number)	First-quarter payroll (\$1,000)	Noise range for first-quarter payroll (\$1,000)	Annual payroll (\$1,000)	Noise range for annual payroll (\$1,000)	Total establishments
	Compare	-----	Total for all sectors	5,199	<a href="#">G</a>	40,884	<a href="#">G</a>	158,232	<a href="#">G</a>	369
Detail	Compare	11----	Agriculture, forestry, fishing and hunting	22	<a href="#">G</a>	120	<a href="#">H</a>	549	<a href="#">H</a>	5
Detail	Compare	22----	Utilities	<a href="#">a</a>	<a href="#">D</a>	<a href="#">D</a>	<a href="#">D</a>	<a href="#">D</a>	<a href="#">D</a>	1
Detail	Compare	23----	Construction	<a href="#">c</a>	<a href="#">S</a>	1,257	<a href="#">H</a>	5,456	<a href="#">H</a>	53
Detail	Compare	31----	Manufacturing	130	<a href="#">G</a>	1,422	<a href="#">G</a>	6,256	<a href="#">G</a>	4
Detail	Compare	42----	Wholesale trade	92	<a href="#">H</a>	779	<a href="#">H</a>	2,949	<a href="#">H</a>	13
Detail	Compare	44----	Retail trade	833	<a href="#">H</a>	4,453	<a href="#">H</a>	18,114	<a href="#">H</a>	72
Detail	Compare	48----	Transportation and warehousing	<a href="#">f</a>	<a href="#">D</a>	<a href="#">D</a>	<a href="#">D</a>	<a href="#">D</a>	<a href="#">D</a>	27
Detail	Compare	51----	Information	<a href="#">b</a>	<a href="#">S</a>	<a href="#">S</a>	<a href="#">S</a>	2,035	<a href="#">H</a>	5
Detail	Compare	52----	Finance and insurance	126	<a href="#">G</a>	849	<a href="#">G</a>	2,899	<a href="#">H</a>	17
Detail	Compare	53----	Real estate and rental and leasing	<a href="#">b</a>	<a href="#">S</a>	80	<a href="#">H</a>	311	<a href="#">H</a>	9
Detail	Compare	54----	Professional, scientific, and technical services	<a href="#">c</a>	<a href="#">S</a>	<a href="#">S</a>	<a href="#">S</a>	3,463	<a href="#">H</a>	19
Detail	Compare	55----	Management of companies and enterprises	<a href="#">b</a>	<a href="#">D</a>	<a href="#">D</a>	<a href="#">D</a>	<a href="#">D</a>	<a href="#">D</a>	1
Detail	Compare	56----	Administrative and support and waste management and remediation services	61	<a href="#">G</a>	143	<a href="#">H</a>	642	<a href="#">G</a>	15
Detail	Compare	61----	Educational services	<a href="#">b</a>	<a href="#">D</a>	<a href="#">D</a>	<a href="#">D</a>	<a href="#">D</a>	<a href="#">D</a>	1
Detail	Compare	62----	Health care and social assistance	1,852	<a href="#">H</a>	18,082	<a href="#">H</a>	70,226	<a href="#">H</a>	41
Detail	Compare	71----	Arts, entertainment, and recreation	<a href="#">b</a>	<a href="#">D</a>	<a href="#">D</a>	<a href="#">D</a>	<a href="#">D</a>	<a href="#">D</a>	2
Detail	Compare	72----	Accommodation and food services	484	<a href="#">G</a>	1,292	<a href="#">G</a>	5,701	<a href="#">G</a>	32
Detail	Compare	81----	Other services (except public administration)	217	<a href="#">G</a>	947	<a href="#">G</a>	4,062	<a href="#">G</a>	52

		NAICS code	NAICS code description	Total establishments	Number of establishments by employment-size class									
					1-4	5-9	10-19	20-49	50-99	100-249	250-499	500-999	1000 or more	

	Compare	-----	Total for all sectors	369	210	82	41	25	5	2	2	1	1
Detail	Compare	11----	Agriculture, forestry, fishing and hunting	5	2	3	0	0	0	0	0	0	0
Detail	Compare	22----	Utilities	1	1	0	0	0	0	0	0	0	0
Detail	Compare	23----	Construction	53	43	6	2	1	1	0	0	0	0
Detail	Compare	31----	Manufacturing	4	1	0	1	0	2	0	0	0	0
Detail	Compare	42----	Wholesale trade	13	8	4	0	0	1	0	0	0	0
Detail	Compare	44----	Retail trade	72	35	26	5	4	0	1	1	0	0
Detail	Compare	48----	Transportation and warehousing	27	19	3	3	1	0	0	0	1	0
Detail	Compare	51----	Information	5	0	2	2	1	0	0	0	0	0
Detail	Compare	52----	Finance and insurance	17	10	2	3	2	0	0	0	0	0
Detail	Compare	53----	Real estate and rental and leasing	9	7	2	0	0	0	0	0	0	0
Detail	Compare	54----	Professional, scientific, and technical services	19	10	5	3	1	0	0	0	0	0
Detail	Compare	55----	Management of companies and enterprises	1	0	0	0	1	0	0	0	0	0
Detail	Compare	56----	Administrative and support and waste management and remediation services	15	12	2	0	1	0	0	0	0	0
Detail	Compare	61----	Educational services	1	0	0	0	1	0	0	0	0	0
Detail	Compare	62----	Health care and social assistance	41	17	11	8	2	0	1	1	0	1
Detail	Compare	71----	Arts, entertainment, and recreation	2	0	1	0	1	0	0	0	0	0
Detail	Compare	72----	Accommodation and food services	32	11	3	8	9	1	0	0	0	0
Detail	Compare	81----	Other services (except public administration)	52	34	12	6	0	0	0	0	0	0

Save as text file.

Save as csv file.

For information on businesses with no paid employees, see [Nonemployer Statistics](#)

Change Geographic Area

### Measuring America—People, Places, and Our Economy

**ABOUT US**

- [Are You in a Survey?](#)
- [FAQs](#)
- [Glossary](#)
- [Director's Corner](#)
- [Regional Offices](#)
- [History](#)
- [Research](#)
- [Scientific Integrity](#)
- [Jobs @ Census](#)
- [Diversity @ Census](#)
- [Business Opportunities](#)
- [Congressional & Intergovernmental](#)
- [Contact Us](#)

**FIND DATA**

- [QuickFacts](#)
- [American FactFinder](#)
- [Easy Stats](#)
- [Population Finder](#)
- [2010 Census](#)
- [Economic Census](#)
- [Interactive Maps](#)
- [Training & Workshops](#)
- [Data Tools](#)
- [Developers](#)
- [Catalogs](#)
- [Publications](#)

**BUSINESS & INDUSTRY**

- [Help With Your Forms](#)
- [Economic Indicators](#)
- [Economic Census](#)
- [E-Stats](#)
- [Foreign Trade](#)
- [Export Codes](#)
- [NAICS](#)
- [Governments](#)
- [Local Employment Dynamics](#)
- [Survey of Business Owners](#)

**PEOPLE & HOUSEHOLDS**

- [2010 Census](#)
- [2000 Census](#)
- [American Community Survey](#)
- [Income](#)
- [Poverty](#)
- [Population Estimates](#)
- [Population Projections](#)
- [Health Insurance](#)
- [Housing](#)
- [International](#)
- [Genealogy](#)






**GEOGRAPHY**

- [Maps and Data](#)
- [TIGER](#)
- [Gazetteer](#)
- SPECIAL TOPICS**
- [Statistics in Schools](#)
- [Tribal Resources \(AIAN\)](#)
- [Emergency Preparedness](#)
- [Statistical Abstract](#)
- [Special Census Program](#)
- [Fraudulent Activity & Scams](#)
- [Recovery Act](#)
- [USA.gov](#)
- [BusinessUSA.gov](#)

**NEWSROOM**

- [News Releases](#)
- [Release Schedule](#)
- [Fact for Features](#)
- [Blogs](#)
- [Multimedia](#)

**CONNECT WITH US**

-  [Email Updates](#)
-  [Facebook](#)
-  [Twitter](#)
-  [Flickr](#)
-  [YouTube](#)

[Accessibility](#) | [Information Quality](#) | [FOIA](#) | [Data Protection & Privacy Policy](#) | [U.S. Dept of Commerce](#)

United States Census Bureau

1200312003

U.S. Department of Commerce

Home Blogs About Us Index A to Z Glossary FAQs

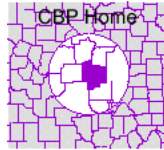


People | Business | Geography | Data | Research | Newsroom

Search

[CenStats](#)

## 2011 County Business Patterns (NAICS)



Clay, FL

State:  Areaname:

Noise Flag:  Year:

		NAICS code	NAICS code description	Paid employees for pay period including March 12 (number)	First-quarter payroll (\$1,000)	Annual payroll (\$1,000)	Total establishments
	<input type="button" value="Compare"/>	-----	Total for all sectors	35,545	247,347	1,053,984	3,481
<input type="button" value="Detail"/>	<input type="button" value="Compare"/>	11----	Agriculture, forestry, fishing and hunting	113	785	3,299	19
<input type="button" value="Detail"/>	<input type="button" value="Compare"/>	21----	Mining, quarrying, and oil and gas extraction	<a href="#">b</a>	<a href="#">D</a>	<a href="#">D</a>	2
<input type="button" value="Detail"/>	<input type="button" value="Compare"/>	22----	Utilities	<a href="#">g</a>	<a href="#">D</a>	<a href="#">D</a>	6
<input type="button" value="Detail"/>	<input type="button" value="Compare"/>	23----	Construction	1,705	11,989	52,548	437
<input type="button" value="Detail"/>	<input type="button" value="Compare"/>	31----	Manufacturing	1,063	10,438	43,808	77
<input type="button" value="Detail"/>	<input type="button" value="Compare"/>	42----	Wholesale trade	658	6,464	29,159	123
<input type="button" value="Detail"/>	<input type="button" value="Compare"/>	44----	Retail trade	8,288	43,145	181,874	561
<input type="button" value="Detail"/>	<input type="button" value="Compare"/>	48----	Transportation and warehousing	985	14,003	51,274	80
<input type="button" value="Detail"/>	<input type="button" value="Compare"/>	51----	Information	806	<a href="#">S</a>	24,595	45
<input type="button" value="Detail"/>	<input type="button" value="Compare"/>	52----	Finance and insurance	972	9,417	37,441	178
<input type="button" value="Detail"/>	<input type="button" value="Compare"/>	53----	Real estate and rental and leasing	611	4,577	18,422	171
<input type="button" value="Detail"/>	<input type="button" value="Compare"/>	54----	Professional, scientific, and technical services	2,809	26,482	115,377	404
<input type="button" value="Detail"/>	<input type="button" value="Compare"/>	55----	Management of companies and enterprises	237	3,418	14,936	19
<input type="button" value="Detail"/>	<input type="button" value="Compare"/>	56----	Administrative and support and waste management and remediation services	1,415	10,094	42,551	205
<input type="button" value="Detail"/>	<input type="button" value="Compare"/>	61----	Educational services	799	4,502	19,712	57
<input type="button" value="Detail"/>	<input type="button" value="Compare"/>	62----	Health care and social assistance	6,505	58,387	259,590	412
<input type="button" value="Detail"/>	<input type="button" value="Compare"/>	71----	Arts, entertainment, and recreation	1,153	5,438	27,143	39
<input type="button" value="Detail"/>	<input type="button" value="Compare"/>	72----	Accommodation and food services	5,080	16,665	70,674	285
<input type="button" value="Detail"/>	<input type="button" value="Compare"/>	81----	Other services (except public administration)	1,995	9,056	37,273	356
<input type="button" value="Detail"/>	<input type="button" value="Compare"/>	99----	Industries not classified	7	<a href="#">S</a>	231	5

				Number of establishments by employment-size class									
		NAICS code	NAICS code description	Total establishments	1-4	5-9	10-19	20-49	50-99	100-249	250-499	500-999	1000 or more
	<input type="button" value="Compare"/>	-----	Total for all sectors	3,481	2,072	629	410	245	77	38	8	2	0
<input type="button" value="Detail"/>	<input type="button" value="Compare"/>	11----	Agriculture, forestry, fishing and hunting	19	10	7	1	1	0	0	0	0	0
<input type="button" value="Detail"/>	<input type="button" value="Compare"/>	21----	Mining, quarrying, and oil and gas extraction	2	0	1	0	1	0	0	0	0	0

Detail	Compare	22----	Utilities	6	2	1	0	0	2	1	0	0	0
Detail	Compare	23----	Construction	437	334	54	36	11	2	0	0	0	0
Detail	Compare	31----	Manufacturing	77	43	12	8	9	3	2	0	0	0
Detail	Compare	42----	Wholesale trade	123	92	20	4	5	1	1	0	0	0
Detail	Compare	44----	Retail trade	561	250	134	92	48	21	13	3	0	0
Detail	Compare	48----	Transportation and warehousing	80	59	7	3	8	0	2	1	0	0
Detail	Compare	51----	Information	45	26	5	8	3	2	0	1	0	0
Detail	Compare	52----	Finance and insurance	178	112	45	14	6	0	1	0	0	0
Detail	Compare	53----	Real estate and rental and leasing	171	134	26	8	2	0	1	0	0	0
Detail	Compare	54----	Professional, scientific, and technical services	404	295	68	26	11	2	1	0	1	0
Detail	Compare	55----	Management of companies and enterprises	19	9	4	3	1	2	0	0	0	0
Detail	Compare	56----	Administrative and support and waste management and remediation services	205	147	25	19	12	1	0	1	0	0
Detail	Compare	61----	Educational services	57	32	9	7	5	2	2	0	0	0
Detail	Compare	62----	Health care and social assistance	412	183	98	70	38	11	10	1	1	0
Detail	Compare	71----	Arts, entertainment, and recreation	39	18	5	6	5	3	1	1	0	0
Detail	Compare	72----	Accommodation and food services	285	84	42	73	60	23	3	0	0	0
Detail	Compare	81----	Other services (except public administration)	356	237	66	32	19	2	0	0	0	0
Detail	Compare	99----	Industries not classified	5	5	0	0	0	0	0	0	0	0

Save as text file.

Save as csv file.

For information on businesses with no paid employees, see [Nonemployer Statistics](#)

Change Geographic Area

### Measuring America—People, Places, and Our Economy

**ABOUT US**

- [Are You in a Survey?](#)
- [FAQs](#)
- [Glossary](#)
- [Director's Corner](#)
- [Regional Offices](#)
- [History](#)
- [Research](#)
- [Scientific Integrity](#)
- [Jobs @ Census](#)
- [Diversity @ Census](#)
- [Business Opportunities](#)
- [Congressional & Intergovernmental Contact Us](#)

**FIND DATA**

- [QuickFacts](#)
- [American FactFinder](#)
- [Easy Stats](#)
- [Population Finder](#)
- [2010 Census](#)
- [Economic Census](#)
- [Interactive Maps](#)
- [Training & Workshops](#)
- [Data Tools](#)
- [Developers](#)
- [Catalogs](#)
- [Publications](#)

**BUSINESS & INDUSTRY**

- [Help With Your Forms](#)
- [Economic Indicators](#)
- [Economic Census](#)
- [E-Stats](#)
- [Foreign Trade](#)
- [Export Codes](#)
- [NAICS](#)
- [Governments](#)
- [Local Employment Dynamics](#)
- [Survey of Business Owners](#)

**PEOPLE & HOUSEHOLDS**

- [2010 Census](#)
- [2000 Census](#)
- [American Community Survey](#)
- [Income](#)
- [Poverty](#)
- [Population Estimates](#)
- [Population Projections](#)
- [Health Insurance](#)
- [Housing](#)
- [International](#)
- [Genealogy](#)

**GEOGRAPHY**

- [Maps and Data](#)
- [TIGER](#)
- [Gazetteer](#)
- SPECIAL TOPICS**
- [Statistics in Schools](#)
- [Tribal Resources \(AIAN\)](#)
- [Emergency Preparedness](#)
- [Statistical Abstract](#)
- [Special Census Program](#)
- [Fraudulent Activity & Scams](#)
- [Recovery Act](#)
- [USA.gov](#)
- [BusinessUSA.gov](#)






**NEWSROOM**

- [News Releases](#)
- [Release Schedule](#)
- [Fact for Features](#)

**Blogs**

[Multimedia](#)

**CONNECT WITH US**

-  [Email Updates](#)
-  [Facebook](#)
-  [Twitter](#)
-  [Flickr](#)
-  [YouTube](#)

[Accessibility](#) | [Information Quality](#) | [FOIA](#) | [Data Protection & Privacy Policy](#) | [U.S. Dept of Commerce](#)

United States Census Bureau

1201912019

U.S. Department of Commerce

Home Blogs About Us Index A to Z Glossary FAQs

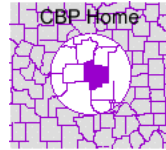


People | Business | Geography | Data | Research | Newsroom

Search

[CenStats](#)

## 2011 County Business Patterns (NAICS)



Clay, FL

State  Areaname

Noise Flag  Year

		NAICS code	NAICS code description	Paid employees for paid period including March 12 (number)	Noise range for paid employees for pay period including March 12 (number)	First-quarter payroll (\$1,000)	Noise range for first-quarter payroll (\$1,000)	Annual payroll (\$1,000)	Noise range for annual payroll (\$1,000)	Total establishments
	Compare	-----	Total for all sectors	35,545	<a href="#">G</a>	247,347	<a href="#">G</a>	1,053,984	<a href="#">G</a>	3,481
Detail	Compare	11----	Agriculture, forestry, fishing and hunting	113	<a href="#">H</a>	785	<a href="#">G</a>	3,299	<a href="#">G</a>	19
Detail	Compare	21----	Mining, quarrying, and oil and gas extraction	<a href="#">b</a>	<a href="#">D</a>	<a href="#">D</a>	<a href="#">D</a>	<a href="#">D</a>	<a href="#">D</a>	2
Detail	Compare	22----	Utilities	<a href="#">g</a>	<a href="#">D</a>	<a href="#">D</a>	<a href="#">D</a>	<a href="#">D</a>	<a href="#">D</a>	6
Detail	Compare	23----	Construction	1,705	<a href="#">G</a>	11,989	<a href="#">G</a>	52,548	<a href="#">G</a>	437
Detail	Compare	31----	Manufacturing	1,063	<a href="#">G</a>	10,438	<a href="#">G</a>	43,808	<a href="#">H</a>	77
Detail	Compare	42----	Wholesale trade	658	<a href="#">G</a>	6,464	<a href="#">H</a>	29,159	<a href="#">H</a>	123
Detail	Compare	44----	Retail trade	8,288	<a href="#">G</a>	43,145	<a href="#">G</a>	181,874	<a href="#">G</a>	561
Detail	Compare	48----	Transportation and warehousing	985	<a href="#">H</a>	14,003	<a href="#">G</a>	51,274	<a href="#">G</a>	80
Detail	Compare	51----	Information	806	<a href="#">H</a>	<a href="#">S</a>	<a href="#">S</a>	24,595	<a href="#">H</a>	45
Detail	Compare	52----	Finance and insurance	972	<a href="#">H</a>	9,417	<a href="#">H</a>	37,441	<a href="#">H</a>	178
Detail	Compare	53----	Real estate and rental and leasing	611	<a href="#">G</a>	4,577	<a href="#">G</a>	18,422	<a href="#">G</a>	171
Detail	Compare	54----	Professional, scientific, and technical services	2,809	<a href="#">G</a>	26,482	<a href="#">G</a>	115,377	<a href="#">G</a>	404
Detail	Compare	55----	Management of companies and enterprises	237	<a href="#">H</a>	3,418	<a href="#">H</a>	14,936	<a href="#">H</a>	19
Detail	Compare	56----	Administrative and support and waste management and remediation services	1,415	<a href="#">G</a>	10,094	<a href="#">G</a>	42,551	<a href="#">G</a>	205
Detail	Compare	61----	Educational services	799	<a href="#">G</a>	4,502	<a href="#">G</a>	19,712	<a href="#">G</a>	57
Detail	Compare	62----	Health care and social assistance	6,505	<a href="#">G</a>	58,387	<a href="#">H</a>	259,590	<a href="#">H</a>	412
Detail	Compare	71----	Arts, entertainment, and recreation	1,153	<a href="#">H</a>	5,438	<a href="#">H</a>	27,143	<a href="#">H</a>	39
Detail	Compare	72----	Accommodation and food services	5,080	<a href="#">G</a>	16,665	<a href="#">G</a>	70,674	<a href="#">G</a>	285
Detail	Compare	81----	Other services (except public administration)	1,995	<a href="#">G</a>	9,056	<a href="#">G</a>	37,273	<a href="#">G</a>	356

Detail	Compare	99----	Industries not classified	7	G	S	S	231	H	5
--------	---------	--------	---------------------------	---	---	---	---	-----	---	---

				Number of establishments by employment-size class										
		NAICS code	NAICS code description	Total establishments	1-4	5-9	10-19	20-49	50-99	100-249	250-499	500-999	1000 or more	
	Compare	-----	Total for all sectors	3,481	2,072	629	410	245	77	38	8	2	0	
Detail	Compare	11----	Agriculture, forestry, fishing and hunting	19	10	7	1	1	0	0	0	0	0	
Detail	Compare	21----	Mining, quarrying, and oil and gas extraction	2	0	1	0	1	0	0	0	0	0	
Detail	Compare	22----	Utilities	6	2	1	0	0	2	1	0	0	0	
Detail	Compare	23----	Construction	437	334	54	36	11	2	0	0	0	0	
Detail	Compare	31----	Manufacturing	77	43	12	8	9	3	2	0	0	0	
Detail	Compare	42----	Wholesale trade	123	92	20	4	5	1	1	0	0	0	
Detail	Compare	44----	Retail trade	561	250	134	92	48	21	13	3	0	0	
Detail	Compare	48----	Transportation and warehousing	80	59	7	3	8	0	2	1	0	0	
Detail	Compare	51----	Information	45	26	5	8	3	2	0	1	0	0	
Detail	Compare	52----	Finance and insurance	178	112	45	14	6	0	1	0	0	0	
Detail	Compare	53----	Real estate and rental and leasing	171	134	26	8	2	0	1	0	0	0	
Detail	Compare	54----	Professional, scientific, and technical services	404	295	68	26	11	2	1	0	1	0	
Detail	Compare	55----	Management of companies and enterprises	19	9	4	3	1	2	0	0	0	0	
Detail	Compare	56----	Administrative and support and waste management and remediation services	205	147	25	19	12	1	0	1	0	0	
Detail	Compare	61----	Educational services	57	32	9	7	5	2	2	0	0	0	
Detail	Compare	62----	Health care and social assistance	412	183	98	70	38	11	10	1	1	0	
Detail	Compare	71----	Arts, entertainment, and recreation	39	18	5	6	5	3	1	1	0	0	
Detail	Compare	72----	Accommodation and food services	285	84	42	73	60	23	3	0	0	0	
Detail	Compare	81----	Other services (except public administration)	356	237	66	32	19	2	0	0	0	0	
Detail	Compare	99----	Industries not classified	5	5	0	0	0	0	0	0	0	0	

Save as text file.

Save as csv file.

For information on businesses with no paid employees, see [Nonemployer Statistics](#)

Change Geographic Area

### Measuring America—People, Places, and Our Economy

**ABOUT US**

- [Are You in a Survey?](#)
- [FAQs](#)
- [Glossary](#)
- [Director's Corner](#)
- [Regional Offices](#)
- [History](#)
- [Research](#)
- [Scientific Integrity](#)
- [Jobs @ Census](#)
- [Diversity @ Census](#)
- [Business Opportunities](#)
- [Congressional & Intergovernmental Contact Us](#)

**FIND DATA**

- [QuickFacts](#)
- [American FactFinder](#)
- [Easy Stats](#)
- [Population Finder](#)
- [2010 Census](#)
- [Economic Census](#)
- [Interactive Maps](#)
- [Training & Workshops](#)
- [Data Tools](#)
- [Developers](#)
- [Catalogs](#)
- [Publications](#)

**BUSINESS & INDUSTRY**

- [Help With Your Forms](#)
- [Economic Indicators](#)
- [Economic Census](#)
- [E-Stats](#)
- [Foreign Trade](#)
- [Export Codes](#)
- [NAICS](#)
- [Governments](#)
- [Local Employment Dynamics](#)
- [Survey of Business Owners](#)

**PEOPLE & HOUSEHOLDS**

- [2010 Census](#)
- [2000 Census](#)
- [American Community Survey](#)
- [Income](#)
- [Poverty](#)
- [Population Estimates](#)
- [Population Projections](#)
- [Health Insurance](#)
- [Housing](#)
- [International](#)
- [Genealogy](#)

**GEOGRAPHY**

- [Maps and Data](#)
- [TIGER](#)
- [Gazetteer](#)
- SPECIAL TOPICS**
- [Statistics in Schools](#)
- [Tribal Resources \(AIAN\)](#)
- [Emergency Preparedness](#)
- [Statistical Abstract](#)
- [Special Census Program](#)
- [Fraudulent Activity & Scams](#)
- [Recovery Act](#)
- [USA.gov](#)
- [BusinessUSA.gov](#)

**NEWSROOM**

- [News Releases](#)
- [Release Schedule](#)
- [Fact for Features](#)
- [Blogs](#)
- [Multimedia](#)
- CONNECT WITH US**
- [Email Updates](#)
- [Facebook](#)
- [Twitter](#)
- [Flickr](#)
- [YouTube](#)



U.S. Department of Commerce

Home Blogs About Us Index A to Z Glossary FAQs

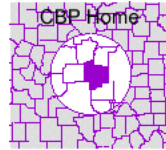


People | Business | Geography | Data | Research | Newsroom

Search

[CenStats](#)

## 2011 County Business Patterns (NAICS)



Duval, FL

State  Areaname

Noise Flag  Year

		NAICS code	NAICS code description	Paid employees for pay period including March 12 (number)	First-quarter payroll (\$1,000)	Annual payroll (\$1,000)	Total establishments
	<input type="button" value="Compare"/>	-----	Total for all sectors	382,633	4,313,536	16,968,727	23,144
<input type="button" value="Detail"/>	<input type="button" value="Compare"/>	11----	Agriculture, forestry, fishing and hunting	<a href="#">b</a>	<a href="#">D</a>	<a href="#">D</a>	18
<input type="button" value="Detail"/>	<input type="button" value="Compare"/>	21----	Mining, quarrying, and oil and gas extraction	<a href="#">b</a>	<a href="#">D</a>	<a href="#">D</a>	7
<input type="button" value="Detail"/>	<input type="button" value="Compare"/>	22----	Utilities	270	9,352	23,917	18
<input type="button" value="Detail"/>	<input type="button" value="Compare"/>	23----	Construction	18,687	194,768	828,694	2,080
<input type="button" value="Detail"/>	<input type="button" value="Compare"/>	31----	Manufacturing	20,832	309,416	1,217,695	564
<input type="button" value="Detail"/>	<input type="button" value="Compare"/>	42----	Wholesale trade	18,650	243,188	978,821	1,193
<input type="button" value="Detail"/>	<input type="button" value="Compare"/>	44----	Retail trade	46,248	282,211	1,159,126	3,245
<input type="button" value="Detail"/>	<input type="button" value="Compare"/>	48----	Transportation and warehousing	25,672	241,212	1,025,912	894
<input type="button" value="Detail"/>	<input type="button" value="Compare"/>	51----	Information	8,296	168,819	622,739	426
<input type="button" value="Detail"/>	<input type="button" value="Compare"/>	52----	Finance and insurance	43,900	842,753	2,714,753	1,634
<input type="button" value="Detail"/>	<input type="button" value="Compare"/>	53----	Real estate and rental and leasing	6,914	92,671	325,310	1,136
<input type="button" value="Detail"/>	<input type="button" value="Compare"/>	54----	Professional, scientific, and technical services	22,219	314,535	1,380,416	3,001
<input type="button" value="Detail"/>	<input type="button" value="Compare"/>	55----	Management of companies and enterprises	13,597	392,908	1,264,471	183
<input type="button" value="Detail"/>	<input type="button" value="Compare"/>	56----	Administrative and support and waste management and remediation services	33,566	271,867	1,156,097	1,524
<input type="button" value="Detail"/>	<input type="button" value="Compare"/>	61----	Educational services	7,882	58,077	243,019	327
<input type="button" value="Detail"/>	<input type="button" value="Compare"/>	62----	Health care and social assistance	58,383	618,155	2,824,502	2,431
<input type="button" value="Detail"/>	<input type="button" value="Compare"/>	71----	Arts, entertainment, and recreation	5,110	44,016	246,941	274
<input type="button" value="Detail"/>	<input type="button" value="Compare"/>	72----	Accommodation and food services	35,987	131,051	543,859	1,922
<input type="button" value="Detail"/>	<input type="button" value="Compare"/>	81----	Other services (except public administration)	16,326	98,026	409,943	2,239
<input type="button" value="Detail"/>	<input type="button" value="Compare"/>	99----	Industries not classified	<a href="#">b</a>	103	407	28

				Number of establishments by employment-size class									
		NAICS code	NAICS code description	Total establishments	1-4	5-9	10-19	20-49	50-99	100-249	250-499	500-999	1000 or more
	<input type="button" value="Compare"/>	-----	Total for all sectors	23,144	12,640	4,139	2,918	2,093	718	445	113	59	19
<input type="button" value="Detail"/>	<input type="button" value="Compare"/>	11----	Agriculture, forestry, fishing and hunting	18	16	1	1	0	0	0	0	0	0
<input type="button" value="Detail"/>	<input type="button" value="Compare"/>	21----	Mining, quarrying, and oil and gas extraction	7	5	2	0	0	0	0	0	0	0

Detail	Compare	22----	Utilities	18	9	4	2	2	0	1	0	0	0
Detail	Compare	23----	Construction	2,080	1,384	303	200	146	27	15	1	3	1
Detail	Compare	31----	Manufacturing	564	213	111	74	84	37	29	8	6	2
Detail	Compare	42----	Wholesale trade	1,193	566	235	186	134	40	25	6	1	0
Detail	Compare	44----	Retail trade	3,245	1,488	737	521	307	100	80	12	0	0
Detail	Compare	48----	Transportation and warehousing	894	517	103	92	84	45	33	12	6	2
Detail	Compare	51----	Information	426	227	78	50	44	12	8	4	2	1
Detail	Compare	52----	Finance and insurance	1,634	925	301	179	109	42	29	24	20	5
Detail	Compare	53----	Real estate and rental and leasing	1,136	761	223	100	37	10	3	2	0	0
Detail	Compare	54----	Professional, scientific, and technical services	3,001	2,092	427	262	147	47	21	4	1	0
Detail	Compare	55----	Management of companies and enterprises	183	58	34	23	25	14	18	4	5	2
Detail	Compare	56----	Administrative and support and waste management and remediation services	1,524	908	172	153	125	82	61	18	5	0
Detail	Compare	61----	Educational services	327	152	55	46	37	20	13	3	1	0
Detail	Compare	62----	Health care and social assistance	2,431	1,107	590	369	221	70	49	11	8	6
Detail	Compare	71----	Arts, entertainment, and recreation	274	146	39	34	33	9	12	0	1	0
Detail	Compare	72----	Accommodation and food services	1,922	631	283	407	440	118	42	1	0	0
Detail	Compare	81----	Other services (except public administration)	2,239	1,407	441	219	118	45	6	3	0	0
Detail	Compare	99----	Industries not classified	28	28	0	0	0	0	0	0	0	0

Save as text file.

Save as csv file.

For information on businesses with no paid employees, see [Nonemployer Statistics](#)

Change Geographic Area

### Measuring America—People, Places, and Our Economy

**ABOUT US**

- [Are You in a Survey?](#)
- [FAQs](#)
- [Glossary](#)
- [Director's Corner](#)
- [Regional Offices](#)
- [History](#)
- [Research](#)
- [Scientific Integrity](#)
- [Jobs @ Census](#)
- [Diversity @ Census](#)
- [Business Opportunities](#)
- [Congressional & Intergovernmental Contact Us](#)

**FIND DATA**

- [QuickFacts](#)
- [American FactFinder](#)
- [Easy Stats](#)
- [Population Finder](#)
- [2010 Census](#)
- [Economic Census](#)
- [Interactive Maps](#)
- [Training & Workshops](#)
- [Data Tools](#)
- [Developers](#)
- [Catalogs](#)
- [Publications](#)

**BUSINESS & INDUSTRY**

- [Help With Your Forms](#)
- [Economic Indicators](#)
- [Economic Census](#)
- [E-Stats](#)
- [Foreign Trade](#)
- [Export Codes](#)
- [NAICS](#)
- [Governments](#)
- [Local Employment Dynamics](#)
- [Survey of Business Owners](#)

**PEOPLE & HOUSEHOLDS**

- [2010 Census](#)
- [2000 Census](#)
- [American Community Survey](#)
- [Income](#)
- [Poverty](#)
- [Population Estimates](#)
- [Population Projections](#)
- [Health Insurance](#)
- [Housing](#)
- [International](#)
- [Genealogy](#)






**GEOGRAPHY**

- [Maps and Data](#)
- [TIGER](#)
- [Gazetteer](#)
- SPECIAL TOPICS**
- [Statistics in Schools](#)
- [Tribal Resources \(AIAN\)](#)
- [Emergency Preparedness](#)
- [Statistical Abstract](#)
- [Special Census Program](#)
- [Fraudulent Activity & Scams](#)
- [Recovery Act](#)
- [USA.gov](#)
- [BusinessUSA.gov](#)

**NEWSROOM**

- [News Releases](#)
- [Release Schedule](#)
- [Fact for Features](#)
- [Blogs](#)
- [Multimedia](#)

**CONNECT WITH US**

-  [Email Updates](#)
-  [Facebook](#)
-  [Twitter](#)
-  [Flickr](#)
-  [YouTube](#)

[Accessibility](#) | [Information Quality](#) | [FOIA](#) | [Data Protection & Privacy Policy](#) | [U.S. Dept of Commerce](#)

United States Census Bureau

1203112031

U.S. Department of Commerce

Home Blogs About Us Index A to Z Glossary FAQs

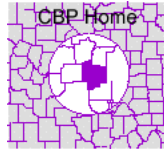


People | Business | Geography | Data | Research | Newsroom

Search

[CenStats](#)

## 2011 County Business Patterns (NAICS)



Duval, FL

State:  Areaname:

Noise Flag:  Year:

		NAICS code	NAICS code description	Paid employees for paid period including March 12 (number)	Noise range for paid employees for pay period including March 12 (number)	First-quarter payroll (\$1,000)	Noise range for first-quarter payroll (\$1,000)	Annual payroll (\$1,000)	Noise range for annual payroll (\$1,000)	Total establishments
	Compare	-----	Total for all sectors	382,633	<a href="#">G</a>	4,313,536	<a href="#">G</a>	16,968,727	<a href="#">G</a>	23,144
Detail	Compare	11----	Agriculture, forestry, fishing and hunting	<a href="#">b</a>	<a href="#">D</a>	<a href="#">D</a>	<a href="#">D</a>	<a href="#">D</a>	<a href="#">D</a>	18
Detail	Compare	21----	Mining, quarrying, and oil and gas extraction	<a href="#">b</a>	<a href="#">D</a>	<a href="#">D</a>	<a href="#">D</a>	<a href="#">D</a>	<a href="#">D</a>	7
Detail	Compare	22----	Utilities	270	<a href="#">H</a>	9,352	<a href="#">H</a>	23,917	<a href="#">H</a>	18
Detail	Compare	23----	Construction	18,687	<a href="#">G</a>	194,768	<a href="#">G</a>	828,694	<a href="#">G</a>	2,080
Detail	Compare	31----	Manufacturing	20,832	<a href="#">G</a>	309,416	<a href="#">G</a>	1,217,695	<a href="#">G</a>	564
Detail	Compare	42----	Wholesale trade	18,650	<a href="#">G</a>	243,188	<a href="#">G</a>	978,821	<a href="#">G</a>	1,193
Detail	Compare	44----	Retail trade	46,248	<a href="#">G</a>	282,211	<a href="#">G</a>	1,159,126	<a href="#">G</a>	3,245
Detail	Compare	48----	Transportation and warehousing	25,672	<a href="#">G</a>	241,212	<a href="#">G</a>	1,025,912	<a href="#">G</a>	894
Detail	Compare	51----	Information	8,296	<a href="#">G</a>	168,819	<a href="#">G</a>	622,739	<a href="#">G</a>	426
Detail	Compare	52----	Finance and insurance	43,900	<a href="#">G</a>	842,753	<a href="#">G</a>	2,714,753	<a href="#">G</a>	1,634
Detail	Compare	53----	Real estate and rental and leasing	6,914	<a href="#">G</a>	92,671	<a href="#">G</a>	325,310	<a href="#">G</a>	1,136
Detail	Compare	54----	Professional, scientific, and technical services	22,219	<a href="#">G</a>	314,535	<a href="#">G</a>	1,380,416	<a href="#">G</a>	3,001
Detail	Compare	55----	Management of companies and enterprises	13,597	<a href="#">H</a>	392,908	<a href="#">H</a>	1,264,471	<a href="#">H</a>	183
Detail	Compare	56----	Administrative and support and waste management and remediation services	33,566	<a href="#">G</a>	271,867	<a href="#">G</a>	1,156,097	<a href="#">G</a>	1,524
Detail	Compare	61----	Educational services	7,882	<a href="#">G</a>	58,077	<a href="#">G</a>	243,019	<a href="#">G</a>	327
Detail	Compare	62----	Health care and social assistance	58,383	<a href="#">G</a>	618,155	<a href="#">G</a>	2,824,502	<a href="#">G</a>	2,431
Detail	Compare	71----	Arts, entertainment, and recreation	5,110	<a href="#">G</a>	44,016	<a href="#">H</a>	246,941	<a href="#">H</a>	274
Detail	Compare	72----	Accommodation and food services	35,987	<a href="#">G</a>	131,051	<a href="#">G</a>	543,859	<a href="#">G</a>	1,922
Detail	Compare	81----	Other services (except public administration)	16,326	<a href="#">G</a>	98,026	<a href="#">G</a>	409,943	<a href="#">G</a>	2,239

Detail	Compare	99----	Industries not classified	b	S	103	H	407	G	28
--------	---------	--------	---------------------------	---	---	-----	---	-----	---	----

					Number of establishments by employment-size class								
		NAICS code	NAICS code description	Total establishments	1-4	5-9	10-19	20-49	50-99	100-249	250-499	500-999	1000 or more
	Compare	-----	Total for all sectors	23,144	12,640	4,139	2,918	2,093	718	445	113	59	19
Detail	Compare	11----	Agriculture, forestry, fishing and hunting	18	16	1	1	0	0	0	0	0	0
Detail	Compare	21----	Mining, quarrying, and oil and gas extraction	7	5	2	0	0	0	0	0	0	0
Detail	Compare	22----	Utilities	18	9	4	2	2	0	1	0	0	0
Detail	Compare	23----	Construction	2,080	1,384	303	200	146	27	15	1	3	1
Detail	Compare	31----	Manufacturing	564	213	111	74	84	37	29	8	6	2
Detail	Compare	42----	Wholesale trade	1,193	566	235	186	134	40	25	6	1	0
Detail	Compare	44----	Retail trade	3,245	1,488	737	521	307	100	80	12	0	0
Detail	Compare	48----	Transportation and warehousing	894	517	103	92	84	45	33	12	6	2
Detail	Compare	51----	Information	426	227	78	50	44	12	8	4	2	1
Detail	Compare	52----	Finance and insurance	1,634	925	301	179	109	42	29	24	20	5
Detail	Compare	53----	Real estate and rental and leasing	1,136	761	223	100	37	10	3	2	0	0
Detail	Compare	54----	Professional, scientific, and technical services	3,001	2,092	427	262	147	47	21	4	1	0
Detail	Compare	55----	Management of companies and enterprises	183	58	34	23	25	14	18	4	5	2
Detail	Compare	56----	Administrative and support and waste management and remediation services	1,524	908	172	153	125	82	61	18	5	0
Detail	Compare	61----	Educational services	327	152	55	46	37	20	13	3	1	0
Detail	Compare	62----	Health care and social assistance	2,431	1,107	590	369	221	70	49	11	8	6
Detail	Compare	71----	Arts, entertainment, and recreation	274	146	39	34	33	9	12	0	1	0
Detail	Compare	72----	Accommodation and food services	1,922	631	283	407	440	118	42	1	0	0
Detail	Compare	81----	Other services (except public administration)	2,239	1,407	441	219	118	45	6	3	0	0
Detail	Compare	99----	Industries not classified	28	28	0	0	0	0	0	0	0	0

Save as text file.

Save as csv file.

For information on businesses with no paid employees, see [Nonemployer Statistics](#)

Change Geographic Area

### Measuring America—People, Places, and Our Economy

**ABOUT US**

- Are You in a Survey?
- FAQs
- Glossary
- Director's Corner
- Regional Offices
- History
- Research
- Scientific Integrity
- Jobs @ Census
- Diversity @ Census
- Business Opportunities
- Congressional & Intergovernmental
- Contact Us

**FIND DATA**

- QuickFacts
- American FactFinder
- Easy Stats
- Population Finder
- 2010 Census
- Economic Census
- Interactive Maps
- Training & Workshops
- Data Tools
- Developers
- Catalogs
- Publications

**BUSINESS & INDUSTRY**

- Help With Your Forms
- Economic Indicators
- Economic Census
- E-Stats
- Foreign Trade
- Export Codes
- NAICS
- Governments
- Local Employment Dynamics
- Survey of Business Owners

**PEOPLE & HOUSEHOLDS**

- 2010 Census
- 2000 Census
- American Community Survey
- Income
- Poverty
- Population Estimates
- Population Projections
- Health Insurance
- Housing
- International
- Genealogy

**GEOGRAPHY**

- Maps and Data
- TIGER
- Gazetteer
- SPECIAL TOPICS**
- Statistics in Schools
- Tribal Resources (AIAN)
- Emergency Preparedness
- Statistical Abstract
- Special Census Program
- Fraudulent Activity & Scams
- Recovery Act
- USA.gov
- BusinessUSA.gov

**NEWSROOM**

- News Releases
- Release Schedule
- Fact for Features
- Blogs
- Multimedia
- CONNECT WITH US**
- Email Updates
- Facebook
- Twitter
- Flickr
- YouTube

U.S. Department of Commerce

Home Blogs About Us Index A to Z Glossary FAQs

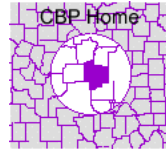


People | Business | Geography | Data | Research | Newsroom

Search

[CenStats](#)

## 2011 County Business Patterns (NAICS)



Flagler, FL

State:  Areaname:

Noise Flag:  Year:

		NAICS code	NAICS code description	Paid employees for pay period including March 12 (number)	First-quarter payroll (\$1,000)	Annual payroll (\$1,000)	Total establishments
	Compare	-----	Total for all sectors	15,813	101,159	434,227	1,733
Detail	Compare	11----	Agriculture, forestry, fishing and hunting	<a href="#">b</a>	<a href="#">D</a>	<a href="#">D</a>	2
Detail	Compare	21----	Mining, quarrying, and oil and gas extraction	<a href="#">a</a>	<a href="#">D</a>	<a href="#">D</a>	1
Detail	Compare	22----	Utilities	<a href="#">b</a>	<a href="#">D</a>	<a href="#">D</a>	1
Detail	Compare	23----	Construction	584	3,580	14,901	212
Detail	Compare	31----	Manufacturing	715	7,033	27,402	42
Detail	Compare	42----	Wholesale trade	<a href="#">e</a>	2,233	10,924	60
Detail	Compare	44----	Retail trade	3,079	16,578	70,546	230
Detail	Compare	48----	Transportation and warehousing	101	602	2,612	47
Detail	Compare	51----	Information	112	1,232	5,877	22
Detail	Compare	52----	Finance and insurance	507	5,406	21,068	100
Detail	Compare	53----	Real estate and rental and leasing	<a href="#">e</a>	2,725	11,643	137
Detail	Compare	54----	Professional, scientific, and technical services	428	3,632	16,556	186
Detail	Compare	55----	Management of companies and enterprises	<a href="#">b</a>	<a href="#">D</a>	<a href="#">D</a>	3
Detail	Compare	56----	Administrative and support and waste management and remediation services	2,190	12,372	54,319	147
Detail	Compare	61----	Educational services	151	1,034	4,252	16
Detail	Compare	62----	Health care and social assistance	2,511	22,583	98,279	180
Detail	Compare	71----	Arts, entertainment, and recreation	582	2,328	9,850	27
Detail	Compare	72----	Accommodation and food services	3,203	12,900	58,376	144
Detail	Compare	81----	Other services (except public administration)	867	4,162	17,002	175
Detail	Compare	99----	Industries not classified	<a href="#">a</a>	<a href="#">D</a>	<a href="#">D</a>	1

				Number of establishments by employment-size class									
		NAICS code	NAICS code description	Total establishments	1-4	5-9	10-19	20-49	50-99	100-249	250-499	500-999	1000 or more
	Compare	-----	Total for all sectors	1,733	1,195	254	149	89	28	13	2	2	1
Detail	Compare	11----	Agriculture, forestry, fishing and hunting	2	0	1	1	0	0	0	0	0	0
Detail	Compare	21----	Mining, quarrying, and oil and gas extraction	1	0	1	0	0	0	0	0	0	0
Detail	Compare	22----	Utilities	1	0	0	0	1	0	0	0	0	0

Detail	Compare	23----	Construction	212	186	16	6	3	1	0	0	0	0
Detail	Compare	31----	Manufacturing	42	29	6	3	1	2	0	1	0	0
Detail	Compare	42----	Wholesale trade	60	48	6	3	3	0	0	0	0	0
Detail	Compare	44----	Retail trade	230	135	40	26	14	7	7	1	0	0
Detail	Compare	48----	Transportation and warehousing	47	43	2	2	0	0	0	0	0	0
Detail	Compare	51----	Information	22	14	3	3	2	0	0	0	0	0
Detail	Compare	52----	Finance and insurance	100	63	26	8	2	1	0	0	0	0
Detail	Compare	53----	Real estate and rental and leasing	137	115	13	8	1	0	0	0	0	0
Detail	Compare	54----	Professional, scientific, and technical services	186	161	16	7	2	0	0	0	0	0
Detail	Compare	55----	Management of companies and enterprises	3	0	2	0	1	0	0	0	0	0
Detail	Compare	56----	Administrative and support and waste management and remediation services	147	106	20	11	4	3	2	0	0	1
Detail	Compare	61----	Educational services	16	9	2	2	2	1	0	0	0	0
Detail	Compare	62----	Health care and social assistance	180	94	43	26	13	1	2	0	1	0
Detail	Compare	71----	Arts, entertainment, and recreation	27	14	4	0	4	4	1	0	0	0
Detail	Compare	72----	Accommodation and food services	144	54	28	25	28	7	1	0	1	0
Detail	Compare	81----	Other services (except public administration)	175	123	25	18	8	1	0	0	0	0
Detail	Compare	99----	Industries not classified	1	1	0	0	0	0	0	0	0	0

Save as text file.

Save as csv file.

For information on businesses with no paid employees, see [Nonemployer Statistics](#)

Change Geographic Area

### Measuring America—People, Places, and Our Economy

**ABOUT US**

- [Are You in a Survey?](#)
- [FAQs](#)
- [Glossary](#)
- [Director's Corner](#)
- [Regional Offices](#)
- [History](#)
- [Research](#)
- [Scientific Integrity](#)
- [Jobs @ Census](#)
- [Diversity @ Census](#)
- [Business Opportunities](#)
- [Congressional & Intergovernmental](#)
- [Contact Us](#)

**FIND DATA**

- [QuickFacts](#)
- [American FactFinder](#)
- [Easy Stats](#)
- [Population Finder](#)
- [2010 Census](#)
- [Economic Census](#)
- [Interactive Maps](#)
- [Training & Workshops](#)
- [Data Tools](#)
- [Developers](#)
- [Catalogs](#)
- [Publications](#)

**BUSINESS & INDUSTRY**

- [Help With Your Forms](#)
- [Economic Indicators](#)
- [Economic Census](#)
- [E-Stats](#)
- [Foreign Trade](#)
- [Export Codes](#)
- [NAICS](#)
- [Governments](#)
- [Local Employment Dynamics](#)
- [Survey of Business Owners](#)

**PEOPLE & HOUSEHOLDS**

- [2010 Census](#)
- [2000 Census](#)
- [American Community Survey](#)
- [Income](#)
- [Poverty](#)
- [Population Estimates](#)
- [Population Projections](#)
- [Health Insurance](#)
- [Housing](#)
- [International](#)
- [Genealogy](#)






**GEOGRAPHY**

- [Maps and Data](#)
- [TIGER](#)
- [Gazetteer](#)
- SPECIAL TOPICS**
- [Statistics in Schools](#)
- [Tribal Resources \(AIAN\)](#)
- [Emergency Preparedness](#)
- [Statistical Abstract](#)
- [Special Census Program](#)
- [Fraudulent Activity & Scams](#)
- [Recovery Act](#)
- [USA.gov](#)
- [BusinessUSA.gov](#)

**NEWSROOM**

- [News Releases](#)
- [Release Schedule](#)
- [Fact for Features](#)
- [Blogs](#)
- [Multimedia](#)

**CONNECT WITH US**

-  [Email Updates](#)
-  [Facebook](#)
-  [Twitter](#)
-  [Flickr](#)
-  [YouTube](#)

[Accessibility](#) | [Information Quality](#) | [FOIA](#) | [Data Protection & Privacy Policy](#) | [U.S. Dept of Commerce](#)

United States Census Bureau

1203512035

U.S. Department of Commerce

Home Blogs About Us Index A to Z Glossary FAQs

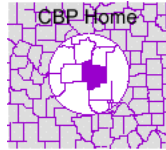


[People](#) | 
 [Business](#) | 
 [Geography](#) | 
 [Data](#) | 
 [Research](#) | 
 [Newsroom](#)

Search

[CenStats](#)

## 2011 County Business Patterns (NAICS)



Flagler, FL

State:  Areaname:

Noise Flag:  Year:

		NAICS code	NAICS code description	Paid employees for paid period including March 12 (number)	Noise range for paid employees for pay period including March 12 (number)	First-quarter payroll (\$1,000)	Noise range for first-quarter payroll (\$1,000)	Annual payroll (\$1,000)	Noise range for annual payroll (\$1,000)	Total establishments
	Compare	-----	Total for all sectors	15,813	<a href="#">G</a>	101,159	<a href="#">G</a>	434,227	<a href="#">G</a>	1,733
Detail	Compare	11----	Agriculture, forestry, fishing and hunting	<a href="#">b</a>	<a href="#">D</a>	<a href="#">D</a>	<a href="#">D</a>	<a href="#">D</a>	<a href="#">D</a>	2
Detail	Compare	21----	Mining, quarrying, and oil and gas extraction	<a href="#">a</a>	<a href="#">D</a>	<a href="#">D</a>	<a href="#">D</a>	<a href="#">D</a>	<a href="#">D</a>	1
Detail	Compare	22----	Utilities	<a href="#">b</a>	<a href="#">D</a>	<a href="#">D</a>	<a href="#">D</a>	<a href="#">D</a>	<a href="#">D</a>	1
Detail	Compare	23----	Construction	584	<a href="#">G</a>	3,580	<a href="#">G</a>	14,901	<a href="#">G</a>	212
Detail	Compare	31----	Manufacturing	715	<a href="#">H</a>	7,033	<a href="#">H</a>	27,402	<a href="#">H</a>	42
Detail	Compare	42----	Wholesale trade	<a href="#">e</a>	<a href="#">S</a>	2,233	<a href="#">H</a>	10,924	<a href="#">H</a>	60
Detail	Compare	44----	Retail trade	3,079	<a href="#">G</a>	16,578	<a href="#">G</a>	70,546	<a href="#">G</a>	230
Detail	Compare	48----	Transportation and warehousing	101	<a href="#">G</a>	602	<a href="#">G</a>	2,612	<a href="#">G</a>	47
Detail	Compare	51----	Information	112	<a href="#">G</a>	1,232	<a href="#">H</a>	5,877	<a href="#">H</a>	22
Detail	Compare	52----	Finance and insurance	507	<a href="#">H</a>	5,406	<a href="#">H</a>	21,068	<a href="#">H</a>	100
Detail	Compare	53----	Real estate and rental and leasing	<a href="#">e</a>	<a href="#">S</a>	2,725	<a href="#">G</a>	11,643	<a href="#">G</a>	137
Detail	Compare	54----	Professional, scientific, and technical services	428	<a href="#">G</a>	3,632	<a href="#">H</a>	16,556	<a href="#">G</a>	186
Detail	Compare	55----	Management of companies and enterprises	<a href="#">b</a>	<a href="#">D</a>	<a href="#">D</a>	<a href="#">D</a>	<a href="#">D</a>	<a href="#">D</a>	3
Detail	Compare	56----	Administrative and support and waste management and remediation services	2,190	<a href="#">H</a>	12,372	<a href="#">H</a>	54,319	<a href="#">H</a>	147
Detail	Compare	61----	Educational services	151	<a href="#">G</a>	1,034	<a href="#">H</a>	4,252	<a href="#">G</a>	16
Detail	Compare	62----	Health care and social assistance	2,511	<a href="#">H</a>	22,583	<a href="#">H</a>	98,279	<a href="#">H</a>	180
Detail	Compare	71----	Arts, entertainment, and recreation	582	<a href="#">H</a>	2,328	<a href="#">H</a>	9,850	<a href="#">H</a>	27
Detail	Compare	72----	Accommodation and food services	3,203	<a href="#">H</a>	12,900	<a href="#">H</a>	58,376	<a href="#">H</a>	144
Detail	Compare	81----	Other services (except public administration)	867	<a href="#">G</a>	4,162	<a href="#">G</a>	17,002	<a href="#">G</a>	175
Detail	Compare	99----		<a href="#">a</a>	<a href="#">D</a>	<a href="#">D</a>	<a href="#">D</a>	<a href="#">D</a>	<a href="#">D</a>	1

			Industries not classified									
--	--	--	---------------------------	--	--	--	--	--	--	--	--	--

				Number of establishments by employment-size class									
		NAICS code	NAICS code description	Total establishments	1-4	5-9	10-19	20-49	50-99	100-249	250-499	500-999	1000 or more
	Compare	-----	Total for all sectors	1,733	1,195	254	149	89	28	13	2	2	1
Detail	Compare	11----	Agriculture, forestry, fishing and hunting	2	0	1	1	0	0	0	0	0	0
Detail	Compare	21----	Mining, quarrying, and oil and gas extraction	1	0	1	0	0	0	0	0	0	0
Detail	Compare	22----	Utilities	1	0	0	0	1	0	0	0	0	0
Detail	Compare	23----	Construction	212	186	16	6	3	1	0	0	0	0
Detail	Compare	31----	Manufacturing	42	29	6	3	1	2	0	1	0	0
Detail	Compare	42----	Wholesale trade	60	48	6	3	3	0	0	0	0	0
Detail	Compare	44----	Retail trade	230	135	40	26	14	7	7	1	0	0
Detail	Compare	48----	Transportation and warehousing	47	43	2	2	0	0	0	0	0	0
Detail	Compare	51----	Information	22	14	3	3	2	0	0	0	0	0
Detail	Compare	52----	Finance and insurance	100	63	26	8	2	1	0	0	0	0
Detail	Compare	53----	Real estate and rental and leasing	137	115	13	8	1	0	0	0	0	0
Detail	Compare	54----	Professional, scientific, and technical services	186	161	16	7	2	0	0	0	0	0
Detail	Compare	55----	Management of companies and enterprises	3	0	2	0	1	0	0	0	0	0
Detail	Compare	56----	Administrative and support and waste management and remediation services	147	106	20	11	4	3	2	0	0	1
Detail	Compare	61----	Educational services	16	9	2	2	2	1	0	0	0	0
Detail	Compare	62----	Health care and social assistance	180	94	43	26	13	1	2	0	1	0
Detail	Compare	71----	Arts, entertainment, and recreation	27	14	4	0	4	4	1	0	0	0
Detail	Compare	72----	Accommodation and food services	144	54	28	25	28	7	1	0	1	0
Detail	Compare	81----	Other services (except public administration)	175	123	25	18	8	1	0	0	0	0
Detail	Compare	99----	Industries not classified	1	1	0	0	0	0	0	0	0	0

Save as text file.

Save as csv file.

For information on businesses with no paid employees, see [Nonemployer Statistics](#)

Change Geographic Area

### Measuring America—People, Places, and Our Economy

**ABOUT US**

- Are You in a Survey?
- FAQs
- Glossary
- Director's Corner
- Regional Offices
- History
- Research
- Scientific Integrity
- Jobs @ Census
- Diversity @ Census
- Business Opportunities
- Congressional & Intergovernmental Contact Us

**FIND DATA**

- QuickFacts
- American FactFinder
- Easy Stats
- Population Finder
- 2010 Census
- Economic Census
- Interactive Maps
- Training & Workshops
- Data Tools
- Developers
- Catalogs
- Publications

**BUSINESS & INDUSTRY**

- Help With Your Forms
- Economic Indicators
- Economic Census
- E-Stats
- Foreign Trade
- Export Codes
- NAICS
- Governments
- Local Employment Dynamics
- Survey of Business Owners

**PEOPLE & HOUSEHOLDS**

- 2010 Census
- 2000 Census
- American Community Survey
- Income
- Poverty
- Population Estimates
- Population Projections
- Health Insurance
- Housing
- International
- Genealogy

**GEOGRAPHY**

- Maps and Data
- TIGER
- Gazetteer
- SPECIAL TOPICS**
- Statistics in Schools
- Tribal Resources (AIAN)
- Emergency Preparedness
- Statistical Abstract
- Special Census Program
- Fraudulent Activity & Scams
- Recovery Act
- USA.gov
- BusinessUSA.gov

**NEWSROOM**

- News Releases
- Release Schedule
- Fact for Features
- Blogs
- Multimedia
- CONNECT WITH US**
- Email Updates
- Facebook
- Twitter
- Flickr
- YouTube



U.S. Department of Commerce

Home Blogs About Us Index A to Z Glossary FAQs

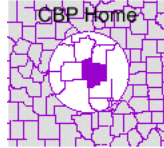


People | Business | Geography | Data | Research | Newsroom

Search

[CenStats](#)

## 2011 County Business Patterns (NAICS)



Nassau, FL

State  Areaname

Noise Flag  Year

		NAICS code	NAICS code description	Paid employees for pay period including March 12 (number)	First-quarter payroll (\$1,000)	Annual payroll (\$1,000)	Total establishments
	Compare	-----	Total for all sectors	14,878	114,962	493,277	1,588
Detail	Compare	11----	Agriculture, forestry, fishing and hunting	<a href="#">f</a>	<a href="#">D</a>	<a href="#">D</a>	24
Detail	Compare	21----	Mining, quarrying, and oil and gas extraction	<a href="#">a</a>	<a href="#">D</a>	<a href="#">D</a>	1
Detail	Compare	22----	Utilities	<a href="#">b</a>	<a href="#">D</a>	<a href="#">D</a>	3
Detail	Compare	23----	Construction	549	3,898	16,104	178
Detail	Compare	31----	Manufacturing	1,226	18,941	79,767	33
Detail	Compare	42----	Wholesale trade	<a href="#">g</a>	3,744	15,134	50
Detail	Compare	44----	Retail trade	2,965	15,893	65,298	249
Detail	Compare	48----	Transportation and warehousing	270	2,684	11,437	67
Detail	Compare	51----	Information	111	1,121	5,007	21
Detail	Compare	52----	Finance and insurance	366	4,355	20,456	74
Detail	Compare	53----	Real estate and rental and leasing	216	3,020	9,718	79
Detail	Compare	54----	Professional, scientific, and technical services	486	4,722	28,593	164
Detail	Compare	55----	Management of companies and enterprises	157	1,551	6,858	5
Detail	Compare	56----	Administrative and support and waste management and remediation services	448	3,368	15,421	100
Detail	Compare	61----	Educational services	<a href="#">c</a>	762	3,173	19
Detail	Compare	62----	Health care and social assistance	2,344	19,014	83,905	157
Detail	Compare	71----	Arts, entertainment, and recreation	353	1,226	5,386	35
Detail	Compare	72----	Accommodation and food services	3,396	15,791	72,215	150
Detail	Compare	81----	Other services (except public administration)	762	4,041	18,737	178
Detail	Compare	99----	Industries not classified	<a href="#">a</a>	<a href="#">D</a>	<a href="#">D</a>	1

				Number of establishments by employment-size class									
		NAICS code	NAICS code description	Total establishments	1-4	5-9	10-19	20-49	50-99	100-249	250-499	500-999	1000 or more
	Compare	-----	Total for all sectors	1,588	992	289	159	107	23	12	4	2	0
Detail	Compare	11----	Agriculture, forestry, fishing and hunting	24	5	9	6	2	0	2	0	0	0
Detail	Compare	21----	Mining, quarrying, and oil and gas extraction	1	1	0	0	0	0	0	0	0	0
Detail	Compare	22----	Utilities	3	0	0	0	3	0	0	0	0	0

Detail	Compare	23----	Construction	178	150	15	9	4	0	0	0	0	0
Detail	Compare	31----	Manufacturing	33	10	9	8	1	2	1	2	0	0
Detail	Compare	42----	Wholesale trade	50	35	9	3	2	0	1	0	0	0
Detail	Compare	44----	Retail trade	249	129	68	24	15	6	6	1	0	0
Detail	Compare	48----	Transportation and warehousing	67	55	9	1	1	1	0	0	0	0
Detail	Compare	51----	Information	21	14	2	4	1	0	0	0	0	0
Detail	Compare	52----	Finance and insurance	74	48	16	8	1	1	0	0	0	0
Detail	Compare	53----	Real estate and rental and leasing	79	68	7	3	1	0	0	0	0	0
Detail	Compare	54----	Professional, scientific, and technical services	164	131	21	11	1	0	0	0	0	0
Detail	Compare	55----	Management of companies and enterprises	5	1	1	1	1	1	0	0	0	0
Detail	Compare	56----	Administrative and support and waste management and remediation services	100	78	12	6	3	1	0	0	0	0
Detail	Compare	61----	Educational services	19	12	2	1	4	0	0	0	0	0
Detail	Compare	62----	Health care and social assistance	157	66	37	26	18	7	2	1	0	0
Detail	Compare	71----	Arts, entertainment, and recreation	35	21	6	3	4	1	0	0	0	0
Detail	Compare	72----	Accommodation and food services	150	45	27	33	40	3	0	0	2	0
Detail	Compare	81----	Other services (except public administration)	178	122	39	12	5	0	0	0	0	0
Detail	Compare	99----	Industries not classified	1	1	0	0	0	0	0	0	0	0

Save as text file.

Save as csv file.

For information on businesses with no paid employees, see [Nonemployer Statistics](#)

Change Geographic Area

### Measuring America—People, Places, and Our Economy

**ABOUT US**

- [Are You in a Survey?](#)
- [FAQs](#)
- [Glossary](#)
- [Director's Corner](#)
- [Regional Offices](#)
- [History](#)
- [Research](#)
- [Scientific Integrity](#)
- [Jobs @ Census](#)
- [Diversity @ Census](#)
- [Business Opportunities](#)
- [Congressional & Intergovernmental](#)
- [Contact Us](#)

**FIND DATA**

- [QuickFacts](#)
- [American FactFinder](#)
- [Easy Stats](#)
- [Population Finder](#)
- [2010 Census](#)
- [Economic Census](#)
- [Interactive Maps](#)
- [Training & Workshops](#)
- [Data Tools](#)
- [Developers](#)
- [Catalogs](#)
- [Publications](#)

**BUSINESS & INDUSTRY**

- [Help With Your Forms](#)
- [Economic Indicators](#)
- [Economic Census](#)
- [E-Stats](#)
- [Foreign Trade](#)
- [Export Codes](#)
- [NAICS](#)
- [Governments](#)
- [Local Employment Dynamics](#)
- [Survey of Business Owners](#)

**PEOPLE & HOUSEHOLDS**

- [2010 Census](#)
- [2000 Census](#)
- [American Community Survey](#)
- [Income](#)
- [Poverty](#)
- [Population Estimates](#)
- [Population Projections](#)
- [Health Insurance](#)
- [Housing](#)
- [International](#)
- [Genealogy](#)






**GEOGRAPHY**

- [Maps and Data](#)
- [TIGER](#)
- [Gazetteer](#)
- SPECIAL TOPICS**
- [Statistics in Schools](#)
- [Tribal Resources \(AIAN\)](#)
- [Emergency Preparedness](#)
- [Statistical Abstract](#)
- [Special Census Program](#)
- [Fraudulent Activity & Scams](#)
- [Recovery Act](#)
- [USA.gov](#)
- [BusinessUSA.gov](#)

**NEWSROOM**

- [News Releases](#)
- [Release Schedule](#)
- [Fact for Features](#)
- [Blogs](#)
- [Multimedia](#)

**CONNECT WITH US**

-  [Email Updates](#)
-  [Facebook](#)
-  [Twitter](#)
-  [Flickr](#)
-  [YouTube](#)

[Accessibility](#) | [Information Quality](#) | [FOIA](#) | [Data Protection & Privacy Policy](#) | [U.S. Dept of Commerce](#)

United States Census Bureau

1208912089

U.S. Department of Commerce

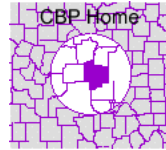
Home Blogs About Us Index A to Z Glossary FAQs



[People](#) | 
 [Business](#) | 
 [Geography](#) | 
 [Data](#) | 
 [Research](#) | 
 [Newsroom](#)

[CenStats](#)

## 2011 County Business Patterns (NAICS)



Nassau, FL

State: 
 Areaname:

Noise Flag: 
 Year:

		NAICS code	NAICS code description	Paid employees for paid period including March 12 (number)	Noise range for paid employees for pay period including March 12 (number)	First-quarter payroll (\$1,000)	Noise range for first-quarter payroll (\$1,000)	Annual payroll (\$1,000)	Noise range for annual payroll (\$1,000)	Total establishments
	Compare	-----	Total for all sectors	14,878	<a href="#">G</a>	114,962	<a href="#">G</a>	493,277	<a href="#">G</a>	1,588
Detail	Compare	11----	Agriculture, forestry, fishing and hunting	<a href="#">f</a>	<a href="#">D</a>	<a href="#">D</a>	<a href="#">D</a>	<a href="#">D</a>	<a href="#">D</a>	24
Detail	Compare	21----	Mining, quarrying, and oil and gas extraction	<a href="#">a</a>	<a href="#">D</a>	<a href="#">D</a>	<a href="#">D</a>	<a href="#">D</a>	<a href="#">D</a>	1
Detail	Compare	22----	Utilities	<a href="#">b</a>	<a href="#">D</a>	<a href="#">D</a>	<a href="#">D</a>	<a href="#">D</a>	<a href="#">D</a>	3
Detail	Compare	23----	Construction	549	<a href="#">G</a>	3,898	<a href="#">G</a>	16,104	<a href="#">G</a>	178
Detail	Compare	31----	Manufacturing	1,226	<a href="#">G</a>	18,941	<a href="#">H</a>	79,767	<a href="#">H</a>	33
Detail	Compare	42----	Wholesale trade	<a href="#">g</a>	<a href="#">S</a>	3,744	<a href="#">H</a>	15,134	<a href="#">H</a>	50
Detail	Compare	44----	Retail trade	2,965	<a href="#">G</a>	15,893	<a href="#">G</a>	65,298	<a href="#">G</a>	249
Detail	Compare	48----	Transportation and warehousing	270	<a href="#">G</a>	2,684	<a href="#">H</a>	11,437	<a href="#">H</a>	67
Detail	Compare	51----	Information	111	<a href="#">G</a>	1,121	<a href="#">G</a>	5,007	<a href="#">G</a>	21
Detail	Compare	52----	Finance and insurance	366	<a href="#">H</a>	4,355	<a href="#">H</a>	20,456	<a href="#">H</a>	74
Detail	Compare	53----	Real estate and rental and leasing	216	<a href="#">G</a>	3,020	<a href="#">H</a>	9,718	<a href="#">H</a>	79
Detail	Compare	54----	Professional, scientific, and technical services	486	<a href="#">G</a>	4,722	<a href="#">G</a>	28,593	<a href="#">G</a>	164
Detail	Compare	55----	Management of companies and enterprises	157	<a href="#">G</a>	1,551	<a href="#">G</a>	6,858	<a href="#">G</a>	5
Detail	Compare	56----	Administrative and support and waste management and remediation services	448	<a href="#">H</a>	3,368	<a href="#">H</a>	15,421	<a href="#">H</a>	100
Detail	Compare	61----	Educational services	<a href="#">g</a>	<a href="#">S</a>	762	<a href="#">H</a>	3,173	<a href="#">H</a>	19
Detail	Compare	62----	Health care and social assistance	2,344	<a href="#">G</a>	19,014	<a href="#">G</a>	83,905	<a href="#">G</a>	157
Detail	Compare	71----	Arts, entertainment, and recreation	353	<a href="#">H</a>	1,226	<a href="#">H</a>	5,386	<a href="#">G</a>	35
Detail	Compare	72----	Accommodation and food services	3,396	<a href="#">H</a>	15,791	<a href="#">H</a>	72,215	<a href="#">H</a>	150
Detail	Compare	81----	Other services (except public administration)	762	<a href="#">G</a>	4,041	<a href="#">G</a>	18,737	<a href="#">G</a>	178
Detail	Compare	99----		<a href="#">a</a>	<a href="#">D</a>	<a href="#">D</a>	<a href="#">D</a>	<a href="#">D</a>	<a href="#">D</a>	1

			Industries not classified										
--	--	--	---------------------------	--	--	--	--	--	--	--	--	--	--

				Number of establishments by employment-size class									
		NAICS code	NAICS code description	Total establishments	1-4	5-9	10-19	20-49	50-99	100-249	250-499	500-999	1000 or more
	Compare	-----	Total for all sectors	1,588	992	289	159	107	23	12	4	2	0
Detail	Compare	11----	Agriculture, forestry, fishing and hunting	24	5	9	6	2	0	2	0	0	0
Detail	Compare	21----	Mining, quarrying, and oil and gas extraction	1	1	0	0	0	0	0	0	0	0
Detail	Compare	22----	Utilities	3	0	0	0	3	0	0	0	0	0
Detail	Compare	23----	Construction	178	150	15	9	4	0	0	0	0	0
Detail	Compare	31----	Manufacturing	33	10	9	8	1	2	1	2	0	0
Detail	Compare	42----	Wholesale trade	50	35	9	3	2	0	1	0	0	0
Detail	Compare	44----	Retail trade	249	129	68	24	15	6	6	1	0	0
Detail	Compare	48----	Transportation and warehousing	67	55	9	1	1	1	0	0	0	0
Detail	Compare	51----	Information	21	14	2	4	1	0	0	0	0	0
Detail	Compare	52----	Finance and insurance	74	48	16	8	1	1	0	0	0	0
Detail	Compare	53----	Real estate and rental and leasing	79	68	7	3	1	0	0	0	0	0
Detail	Compare	54----	Professional, scientific, and technical services	164	131	21	11	1	0	0	0	0	0
Detail	Compare	55----	Management of companies and enterprises	5	1	1	1	1	1	0	0	0	0
Detail	Compare	56----	Administrative and support and waste management and remediation services	100	78	12	6	3	1	0	0	0	0
Detail	Compare	61----	Educational services	19	12	2	1	4	0	0	0	0	0
Detail	Compare	62----	Health care and social assistance	157	66	37	26	18	7	2	1	0	0
Detail	Compare	71----	Arts, entertainment, and recreation	35	21	6	3	4	1	0	0	0	0
Detail	Compare	72----	Accommodation and food services	150	45	27	33	40	3	0	0	2	0
Detail	Compare	81----	Other services (except public administration)	178	122	39	12	5	0	0	0	0	0
Detail	Compare	99----	Industries not classified	1	1	0	0	0	0	0	0	0	0

Save as text file.

Save as csv file.

For information on businesses with no paid employees, see [Nonemployer Statistics](#)

Change Geographic Area

### Measuring America—People, Places, and Our Economy

**ABOUT US**

- [Are You in a Survey?](#)
- [FAQs](#)
- [Glossary](#)
- [Director's Corner](#)
- [Regional Offices](#)
- [History](#)
- [Research](#)
- [Scientific Integrity](#)
- [Jobs @ Census](#)
- [Diversity @ Census](#)
- [Business Opportunities](#)
- [Congressional & Intergovernmental Contact Us](#)

**FIND DATA**

- [QuickFacts](#)
- [American FactFinder](#)
- [Easy Stats](#)
- [Population Finder](#)
- [2010 Census](#)
- [Economic Census](#)
- [Interactive Maps](#)
- [Training & Workshops](#)
- [Data Tools](#)
- [Developers](#)
- [Catalogs](#)
- [Publications](#)

**BUSINESS & INDUSTRY**

- [Help With Your Forms](#)
- [Economic Indicators](#)
- [Economic Census](#)
- [E-Stats](#)
- [Foreign Trade](#)
- [Export Codes](#)
- [NAICS](#)
- [Governments](#)
- [Local Employment Dynamics](#)
- [Survey of Business Owners](#)

**PEOPLE & HOUSEHOLDS**

- [2010 Census](#)
- [2000 Census](#)
- [American Community Survey](#)
- [Income](#)
- [Poverty](#)
- [Population Estimates](#)
- [Population Projections](#)
- [Health Insurance](#)
- [Housing](#)
- [International](#)
- [Genealogy](#)






**GEOGRAPHY**

- [Maps and Data](#)
- [TIGER](#)
- [Gazetteer](#)
- SPECIAL TOPICS**
- [Statistics in Schools](#)
- [Tribal Resources \(AIAN\)](#)
- [Emergency Preparedness](#)
- [Statistical Abstract](#)
- [Special Census Program](#)
- [Fraudulent Activity & Scams](#)
- [Recovery Act](#)
- [USA.gov](#)
- [BusinessUSA.gov](#)

**NEWSROOM**

- [News Releases](#)
- [Release Schedule](#)
- [Fact for Features](#)
- [Blogs](#)
- [Multimedia](#)

**CONNECT WITH US**

-  [Email Updates](#)
-  [Facebook](#)
-  [Twitter](#)
-  [Flickr](#)
-  [YouTube](#)

[Accessibility](#) | [Information Quality](#) | [FOIA](#) | [Data Protection & Privacy Policy](#) | [U.S. Dept of Commerce](#)

United States Census Bureau

U.S. Department of Commerce

Home Blogs About Us Index A to Z Glossary FAQs

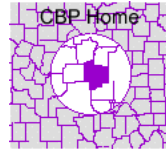


People | Business | Geography | Data | Research | Newsroom

Search

[CenStats](#)

## 2011 County Business Patterns (NAICS)



Putnam, FL

State  Areaname

Noise Flag  Year

		NAICS code	NAICS code description	Paid employees for pay period including March 12 (number)	First-quarter payroll (\$1,000)	Annual payroll (\$1,000)	Total establishments
	Compare	-----	Total for all sectors	12,735	95,873	393,315	1,273
Detail	Compare	11----	Agriculture, forestry, fishing and hunting	94	1,429	4,673	19
Detail	Compare	21----	Mining, quarrying, and oil and gas extraction	b	289	1,220	4
Detail	Compare	22----	Utilities	403	7,705	34,257	7
Detail	Compare	23----	Construction	597	3,199	14,651	145
Detail	Compare	31----	Manufacturing	g	D	D	38
Detail	Compare	42----	Wholesale trade	141	1,411	4,784	23
Detail	Compare	44----	Retail trade	2,588	13,936	56,905	247
Detail	Compare	48----	Transportation and warehousing	334	1,999	7,010	34
Detail	Compare	51----	Information	153	1,586	6,258	24
Detail	Compare	52----	Finance and insurance	351	2,742	11,798	67
Detail	Compare	53----	Real estate and rental and leasing	135	614	2,791	52
Detail	Compare	54----	Professional, scientific, and technical services	346	2,415	9,318	103
Detail	Compare	55----	Management of companies and enterprises	b	D	D	1
Detail	Compare	56----	Administrative and support and waste management and remediation services	f	3,388	14,418	62
Detail	Compare	61----	Educational services	b	D	D	12
Detail	Compare	62----	Health care and social assistance	2,335	19,138	80,341	170
Detail	Compare	71----	Arts, entertainment, and recreation	49	176	797	16
Detail	Compare	72----	Accommodation and food services	1,363	3,914	15,173	104
Detail	Compare	81----	Other services (except public administration)	741	3,476	13,933	142
Detail	Compare	99----	Industries not classified	3	S	49	3

		NAICS code	NAICS code description	Total establishments	Number of establishments by employment-size class								
					1-4	5-9	10-19	20-49	50-99	100-249	250-499	500-999	1000 or more
	Compare	-----	Total for all sectors	1,273	749	271	140	82	19	6	4	1	1
Detail	Compare	11----	Agriculture, forestry, fishing and hunting	19	9	8	2	0	0	0	0	0	0
Detail	Compare	21----	Mining, quarrying, and oil and gas extraction	4	0	4	0	0	0	0	0	0	0
Detail	Compare	22----	Utilities	7	3	0	0	2	1	0	1	0	0

Detail	Compare	23----	Construction	145	98	30	15	2	0	0	0	0	0
Detail	Compare	31----	Manufacturing	38	9	7	7	9	3	1	1	0	1
Detail	Compare	42----	Wholesale trade	23	13	5	4	1	0	0	0	0	0
Detail	Compare	44----	Retail trade	247	130	66	33	9	5	3	1	0	0
Detail	Compare	48----	Transportation and warehousing	34	22	5	2	4	1	0	0	0	0
Detail	Compare	51----	Information	24	18	2	1	3	0	0	0	0	0
Detail	Compare	52----	Finance and insurance	67	39	19	6	3	0	0	0	0	0
Detail	Compare	53----	Real estate and rental and leasing	52	45	5	1	1	0	0	0	0	0
Detail	Compare	54----	Professional, scientific, and technical services	103	85	7	8	3	0	0	0	0	0
Detail	Compare	55----	Management of companies and enterprises	1	0	0	0	1	0	0	0	0	0
Detail	Compare	56----	Administrative and support and waste management and remediation services	62	44	11	1	5	0	0	1	0	0
Detail	Compare	61----	Educational services	12	6	3	2	1	0	0	0	0	0
Detail	Compare	62----	Health care and social assistance	170	77	44	31	12	3	2	0	1	0
Detail	Compare	71----	Arts, entertainment, and recreation	16	13	3	0	0	0	0	0	0	0
Detail	Compare	72----	Accommodation and food services	104	49	16	11	22	6	0	0	0	0
Detail	Compare	81----	Other services (except public administration)	142	86	36	16	4	0	0	0	0	0
Detail	Compare	99----	Industries not classified	3	3	0	0	0	0	0	0	0	0

Save as text file.

Save as csv file.

For information on businesses with no paid employees, see [Nonemployer Statistics](#)

Change Geographic Area

### Measuring America—People, Places, and Our Economy

**ABOUT US**

- [Are You in a Survey?](#)
- [FAQs](#)
- [Glossary](#)
- [Director's Corner](#)
- [Regional Offices](#)
- [History](#)
- [Research](#)
- [Scientific Integrity](#)
- [Jobs @ Census](#)
- [Diversity @ Census](#)
- [Business Opportunities](#)
- [Congressional & Intergovernmental](#)
- [Contact Us](#)

**FIND DATA**

- [QuickFacts](#)
- [American FactFinder](#)
- [Easy Stats](#)
- [Population Finder](#)
- [2010 Census](#)
- [Economic Census](#)
- [Interactive Maps](#)
- [Training & Workshops](#)
- [Data Tools](#)
- [Developers](#)
- [Catalogs](#)
- [Publications](#)

**BUSINESS & INDUSTRY**

- [Help With Your Forms](#)
- [Economic Indicators](#)
- [Economic Census](#)
- [E-Stats](#)
- [Foreign Trade](#)
- [Export Codes](#)
- [NAICS](#)
- [Governments](#)
- [Local Employment Dynamics](#)
- [Survey of Business Owners](#)

**PEOPLE & HOUSEHOLDS**

- [2010 Census](#)
- [2000 Census](#)
- [American Community Survey](#)
- [Income](#)
- [Poverty](#)
- [Population Estimates](#)
- [Population Projections](#)
- [Health Insurance](#)
- [Housing](#)
- [International](#)
- [Genealogy](#)






**GEOGRAPHY**

- [Maps and Data](#)
- [TIGER](#)
- [Gazetteer](#)
- SPECIAL TOPICS**
- [Statistics in Schools](#)
- [Tribal Resources \(AIAN\)](#)
- [Emergency Preparedness](#)
- [Statistical Abstract](#)
- [Special Census Program](#)
- [Fraudulent Activity & Scams](#)
- [Recovery Act](#)
- [USA.gov](#)
- [BusinessUSA.gov](#)

**NEWSROOM**

- [News Releases](#)
- [Release Schedule](#)
- [Fact for Features](#)
- [Blogs](#)
- [Multimedia](#)

**CONNECT WITH US**

-  [Email Updates](#)
-  [Facebook](#)
-  [Twitter](#)
-  [Flickr](#)
-  [YouTube](#)

[Accessibility](#) | [Information Quality](#) | [FOIA](#) | [Data Protection & Privacy Policy](#) | [U.S. Dept of Commerce](#)

United States Census Bureau

1210712107

U.S. Department of Commerce

Home Blogs About Us Index A to Z Glossary FAQs

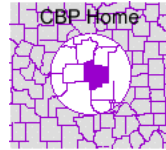


People | Business | Geography | Data | Research | Newsroom

Search

[CenStats](#)

## 2011 County Business Patterns (NAICS)



Putnam, FL

State  Areaname

Noise Flag  Year

		NAICS code	NAICS code description	Paid employees for paid period including March 12 (number)	Noise range for paid employees for pay period including March 12 (number)	First-quarter payroll (\$1,000)	Noise range for first-quarter payroll (\$1,000)	Annual payroll (\$1,000)	Noise range for annual payroll (\$1,000)	Total establishments
	Compare	-----	Total for all sectors	12,735	<a href="#">G</a>	95,873	<a href="#">H</a>	393,315	<a href="#">G</a>	1,273
Detail	Compare	11----	Agriculture, forestry, fishing and hunting	94	<a href="#">H</a>	1,429	<a href="#">G</a>	4,673	<a href="#">G</a>	19
Detail	Compare	21----	Mining, quarrying, and oil and gas extraction	<a href="#">b</a>	<a href="#">S</a>	289	<a href="#">H</a>	1,220	<a href="#">H</a>	4
Detail	Compare	22----	Utilities	403	<a href="#">H</a>	7,705	<a href="#">G</a>	34,257	<a href="#">H</a>	7
Detail	Compare	23----	Construction	597	<a href="#">G</a>	3,199	<a href="#">G</a>	14,651	<a href="#">G</a>	145
Detail	Compare	31----	Manufacturing	<a href="#">g</a>	<a href="#">D</a>	<a href="#">D</a>	<a href="#">D</a>	<a href="#">D</a>	<a href="#">D</a>	38
Detail	Compare	42----	Wholesale trade	141	<a href="#">G</a>	1,411	<a href="#">H</a>	4,784	<a href="#">H</a>	23
Detail	Compare	44----	Retail trade	2,588	<a href="#">G</a>	13,936	<a href="#">G</a>	56,905	<a href="#">G</a>	247
Detail	Compare	48----	Transportation and warehousing	334	<a href="#">G</a>	1,999	<a href="#">G</a>	7,010	<a href="#">H</a>	34
Detail	Compare	51----	Information	153	<a href="#">G</a>	1,586	<a href="#">G</a>	6,258	<a href="#">G</a>	24
Detail	Compare	52----	Finance and insurance	351	<a href="#">G</a>	2,742	<a href="#">G</a>	11,798	<a href="#">G</a>	67
Detail	Compare	53----	Real estate and rental and leasing	135	<a href="#">H</a>	614	<a href="#">G</a>	2,791	<a href="#">H</a>	52
Detail	Compare	54----	Professional, scientific, and technical services	346	<a href="#">G</a>	2,415	<a href="#">G</a>	9,318	<a href="#">G</a>	103
Detail	Compare	55----	Management of companies and enterprises	<a href="#">b</a>	<a href="#">D</a>	<a href="#">D</a>	<a href="#">D</a>	<a href="#">D</a>	<a href="#">D</a>	1
Detail	Compare	56----	Administrative and support and waste management and remediation services	<a href="#">f</a>	<a href="#">S</a>	3,388	<a href="#">H</a>	14,418	<a href="#">H</a>	62
Detail	Compare	61----	Educational services	<a href="#">b</a>	<a href="#">D</a>	<a href="#">D</a>	<a href="#">D</a>	<a href="#">D</a>	<a href="#">D</a>	12
Detail	Compare	62----	Health care and social assistance	2,335	<a href="#">G</a>	19,138	<a href="#">H</a>	80,341	<a href="#">H</a>	170
Detail	Compare	71----	Arts, entertainment, and recreation	49	<a href="#">H</a>	176	<a href="#">G</a>	797	<a href="#">H</a>	16
Detail	Compare	72----	Accommodation and food services	1,363	<a href="#">G</a>	3,914	<a href="#">G</a>	15,173	<a href="#">G</a>	104
Detail	Compare	81----	Other services (except public administration)	741	<a href="#">G</a>	3,476	<a href="#">G</a>	13,933	<a href="#">G</a>	142
Detail	Compare	99----		3	<a href="#">G</a>	<a href="#">S</a>	<a href="#">S</a>	49	<a href="#">G</a>	3

			Industries not classified										
--	--	--	---------------------------	--	--	--	--	--	--	--	--	--	--

				Number of establishments by employment-size class									
		NAICS code	NAICS code description	Total establishments	1-4	5-9	10-19	20-49	50-99	100-249	250-499	500-999	1000 or more
	Compare	-----	Total for all sectors	1,273	749	271	140	82	19	6	4	1	1
Detail	Compare	11----	Agriculture, forestry, fishing and hunting	19	9	8	2	0	0	0	0	0	0
Detail	Compare	21----	Mining, quarrying, and oil and gas extraction	4	0	4	0	0	0	0	0	0	0
Detail	Compare	22----	Utilities	7	3	0	0	2	1	0	1	0	0
Detail	Compare	23----	Construction	145	98	30	15	2	0	0	0	0	0
Detail	Compare	31----	Manufacturing	38	9	7	7	9	3	1	1	0	1
Detail	Compare	42----	Wholesale trade	23	13	5	4	1	0	0	0	0	0
Detail	Compare	44----	Retail trade	247	130	66	33	9	5	3	1	0	0
Detail	Compare	48----	Transportation and warehousing	34	22	5	2	4	1	0	0	0	0
Detail	Compare	51----	Information	24	18	2	1	3	0	0	0	0	0
Detail	Compare	52----	Finance and insurance	67	39	19	6	3	0	0	0	0	0
Detail	Compare	53----	Real estate and rental and leasing	52	45	5	1	1	0	0	0	0	0
Detail	Compare	54----	Professional, scientific, and technical services	103	85	7	8	3	0	0	0	0	0
Detail	Compare	55----	Management of companies and enterprises	1	0	0	0	1	0	0	0	0	0
Detail	Compare	56----	Administrative and support and waste management and remediation services	62	44	11	1	5	0	0	1	0	0
Detail	Compare	61----	Educational services	12	6	3	2	1	0	0	0	0	0
Detail	Compare	62----	Health care and social assistance	170	77	44	31	12	3	2	0	1	0
Detail	Compare	71----	Arts, entertainment, and recreation	16	13	3	0	0	0	0	0	0	0
Detail	Compare	72----	Accommodation and food services	104	49	16	11	22	6	0	0	0	0
Detail	Compare	81----	Other services (except public administration)	142	86	36	16	4	0	0	0	0	0
Detail	Compare	99----	Industries not classified	3	3	0	0	0	0	0	0	0	0

Save as text file.  
Save as csv file.

For information on businesses with no paid employees, see [Nonemployer Statistics](#)

Change Geographic Area

### Measuring America—People, Places, and Our Economy

**ABOUT US**

- [Are You in a Survey?](#)
- [FAQs](#)
- [Glossary](#)
- [Director's Corner](#)
- [Regional Offices](#)
- [History](#)
- [Research](#)
- [Scientific Integrity](#)
- [Jobs @ Census](#)
- [Diversity @ Census](#)
- [Business Opportunities](#)
- [Congressional & Intergovernmental Contact Us](#)

**FIND DATA**

- [QuickFacts](#)
- [American FactFinder](#)
- [Easy Stats](#)
- [Population Finder](#)
- [2010 Census](#)
- [Economic Census](#)
- [Interactive Maps](#)
- [Training & Workshops](#)
- [Data Tools](#)
- [Developers](#)
- [Catalogs](#)
- [Publications](#)

**BUSINESS & INDUSTRY**

- [Help With Your Forms](#)
- [Economic Indicators](#)
- [Economic Census](#)
- [E-Stats](#)
- [Foreign Trade](#)
- [Export Codes](#)
- [NAICS](#)
- [Governments](#)
- [Local Employment Dynamics](#)
- [Survey of Business Owners](#)

**PEOPLE & HOUSEHOLDS**

- [2010 Census](#)
- [2000 Census](#)
- [American Community Survey](#)
- [Income](#)
- [Poverty](#)
- [Population Estimates](#)
- [Population Projections](#)
- [Health Insurance](#)
- [Housing](#)
- [International](#)
- [Genealogy](#)

**GEOGRAPHY**

- [Maps and Data](#)
- [TIGER](#)
- [Gazetteer](#)
- SPECIAL TOPICS**
- [Statistics in Schools](#)
- [Tribal Resources \(AIAN\)](#)
- [Emergency Preparedness](#)
- [Statistical Abstract](#)
- [Special Census Program](#)
- [Fraudulent Activity & Scams](#)
- [Recovery Act](#)
- [USA.gov](#)
- [BusinessUSA.gov](#)

**NEWSROOM**

- [News Releases](#)
- [Release Schedule](#)
- [Fact for Features](#)
- [Blogs](#)
- [Multimedia](#)
- CONNECT WITH US**
- [Email Updates](#)
- [Facebook](#)
- [Twitter](#)
- [Flickr](#)
- [YouTube](#)

[Accessibility](#) | [Information Quality](#) | [FOIA](#) | [Data Protection & Privacy Policy](#) | [U.S. Dept of Commerce](#)

United States Census Bureau



U.S. Department of Commerce

Home Blogs About Us Index A to Z Glossary FAQs

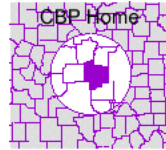


People | Business | Geography | Data | Research | Newsroom

Search

[CenStats](#)

## 2011 County Business Patterns (NAICS)



St. Johns, FL

State:  Areaname:

Noise Flag:  Year:

		NAICS code	NAICS code description	Paid employees for pay period including March 12 (number)	First-quarter payroll (\$1,000)	Annual payroll (\$1,000)	Total establishments
	Compare	-----	Total for all sectors	45,074	360,901	1,458,285	4,956
Detail	Compare	11----	Agriculture, forestry, fishing and hunting	<a href="#">a</a>	85	410	10
Detail	Compare	21----	Mining, quarrying, and oil and gas extraction	<a href="#">a</a>	<a href="#">D</a>	<a href="#">D</a>	1
Detail	Compare	22----	Utilities	<a href="#">b</a>	<a href="#">D</a>	<a href="#">D</a>	5
Detail	Compare	23----	Construction	1,886	12,980	57,768	473
Detail	Compare	31----	Manufacturing	1,430	13,308	53,637	88
Detail	Compare	42----	Wholesale trade	1,612	22,039	92,505	206
Detail	Compare	44----	Retail trade	8,675	45,912	196,700	768
Detail	Compare	48----	Transportation and warehousing	578	5,129	21,845	87
Detail	Compare	51----	Information	389	5,006	20,070	60
Detail	Compare	52----	Finance and insurance	1,809	33,635	126,832	330
Detail	Compare	53----	Real estate and rental and leasing	1,033	7,260	31,765	294
Detail	Compare	54----	Professional, scientific, and technical services	2,318	23,242	106,191	751
Detail	Compare	55----	Management of companies and enterprises	507	14,325	40,715	29
Detail	Compare	56----	Administrative and support and waste management and remediation services	2,536	15,143	66,480	329
Detail	Compare	61----	Educational services	1,753	10,121	43,202	77
Detail	Compare	62----	Health care and social assistance	7,056	59,328	264,532	489
Detail	Compare	71----	Arts, entertainment, and recreation	1,801	13,265	50,780	91
Detail	Compare	72----	Accommodation and food services	8,459	34,594	148,198	442
Detail	Compare	81----	Other services (except public administration)	3,115	43,661	129,100	418
Detail	Compare	99----	Industries not classified	<a href="#">a</a>	33	105	8

				Number of establishments by employment-size class									
		NAICS code	NAICS code description	Total establishments	1-4	5-9	10-19	20-49	50-99	100-249	250-499	500-999	1000 or more
	Compare	-----	Total for all sectors	4,956	3,199	775	541	288	99	41	10	2	1
Detail	Compare	11----	Agriculture, forestry, fishing and hunting	10	8	2	0	0	0	0	0	0	0
Detail	Compare	21----	Mining, quarrying, and oil and gas extraction	1	0	0	1	0	0	0	0	0	0

Detail	Compare	22----	Utilities	5	2	1	1	0	1	0	0	0	0
Detail	Compare	23----	Construction	473	374	53	28	14	4	0	0	0	0
Detail	Compare	31----	Manufacturing	88	53	15	9	5	2	3	1	0	0
Detail	Compare	42----	Wholesale trade	206	158	33	9	2	2	0	2	0	0
Detail	Compare	44----	Retail trade	768	372	187	122	60	15	11	1	0	0
Detail	Compare	48----	Transportation and warehousing	87	68	3	10	3	3	0	0	0	0
Detail	Compare	51----	Information	60	42	7	5	4	2	0	0	0	0
Detail	Compare	52----	Finance and insurance	330	217	58	40	12	2	1	0	0	0
Detail	Compare	53----	Real estate and rental and leasing	294	242	28	15	7	2	0	0	0	0
Detail	Compare	54----	Professional, scientific, and technical services	751	628	75	28	19	1	0	0	0	0
Detail	Compare	55----	Management of companies and enterprises	29	16	3	4	3	2	1	0	0	0
Detail	Compare	56----	Administrative and support and waste management and remediation services	329	245	30	31	13	7	2	1	0	0
Detail	Compare	61----	Educational services	77	46	10	9	6	4	0	1	1	0
Detail	Compare	62----	Health care and social assistance	489	250	106	87	25	10	9	1	0	1
Detail	Compare	71----	Arts, entertainment, and recreation	91	51	12	9	7	6	5	1	0	0
Detail	Compare	72----	Accommodation and food services	442	145	74	99	84	31	7	2	0	0
Detail	Compare	81----	Other services (except public administration)	418	274	78	34	24	5	2	0	1	0
Detail	Compare	99----	Industries not classified	8	8	0	0	0	0	0	0	0	0

Save as text file.

Save as csv file.

For information on businesses with no paid employees, see [Nonemployer Statistics](#)

Change Geographic Area

### Measuring America—People, Places, and Our Economy

**ABOUT US**

- [Are You in a Survey?](#)
- [FAQs](#)
- [Glossary](#)
- [Director's Corner](#)
- [Regional Offices](#)
- [History](#)
- [Research](#)
- [Scientific Integrity](#)
- [Jobs @ Census](#)
- [Diversity @ Census](#)
- [Business Opportunities](#)
- [Congressional & Intergovernmental Contact Us](#)

**FIND DATA**

- [QuickFacts](#)
- [American FactFinder](#)
- [Easy Stats](#)
- [Population Finder](#)
- [2010 Census](#)
- [Economic Census](#)
- [Interactive Maps](#)
- [Training & Workshops](#)
- [Data Tools](#)
- [Developers](#)
- [Catalogs](#)
- [Publications](#)

**BUSINESS & INDUSTRY**

- [Help With Your Forms](#)
- [Economic Indicators](#)
- [Economic Census](#)
- [E-Stats](#)
- [Foreign Trade](#)
- [Export Codes](#)
- [NAICS](#)
- [Governments](#)
- [Local Employment Dynamics](#)
- [Survey of Business Owners](#)

**PEOPLE & HOUSEHOLDS**

- [2010 Census](#)
- [2000 Census](#)
- [American Community Survey](#)
- [Income](#)
- [Poverty](#)
- [Population Estimates](#)
- [Population Projections](#)
- [Health Insurance](#)
- [Housing](#)
- [International](#)
- [Genealogy](#)

**GEOGRAPHY**

- [Maps and Data](#)
- [TIGER](#)
- [Gazetteer](#)
- SPECIAL TOPICS**
- [Statistics in Schools](#)
- [Tribal Resources \(AIAN\)](#)
- [Emergency Preparedness](#)
- [Statistical Abstract](#)
- [Special Census Program](#)
- [Fraudulent Activity & Scams](#)
- [Recovery Act](#)
- [USA.gov](#)
- [BusinessUSA.gov](#)






**NEWSROOM**

- [News Releases](#)
- [Release Schedule](#)
- [Fact for Features](#)

**Blogs**

[Multimedia](#)

**CONNECT WITH US**

-  [Email Updates](#)
-  [Facebook](#)
-  [Twitter](#)
-  [Flickr](#)
-  [YouTube](#)

[Accessibility](#) | [Information Quality](#) | [FOIA](#) | [Data Protection & Privacy Policy](#) | [U.S. Dept of Commerce](#)

United States Census Bureau

1210912109

U.S. Department of Commerce

Home Blogs About Us Index A to Z Glossary FAQs

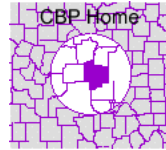


People | Business | Geography | Data | Research | Newsroom

Search

[CenStats](#)

## 2011 County Business Patterns (NAICS)



St. Johns, FL

State  Areaname

Noise Flag  Year

		NAICS code	NAICS code description	Paid employees for paid period including March 12 (number)	Noise range for paid employees for pay period including March 12 (number)	First-quarter payroll (\$1,000)	Noise range for first-quarter payroll (\$1,000)	Annual payroll (\$1,000)	Noise range for annual payroll (\$1,000)	Total establishments
	Compare	-----	Total for all sectors	45,074	<a href="#">G</a>	360,901	<a href="#">G</a>	1,458,285	<a href="#">G</a>	4,956
Detail	Compare	11----	Agriculture, forestry, fishing and hunting	<a href="#">a</a>	<a href="#">S</a>	85	<a href="#">G</a>	410	<a href="#">G</a>	10
Detail	Compare	21----	Mining, quarrying, and oil and gas extraction	<a href="#">a</a>	<a href="#">D</a>	<a href="#">D</a>	<a href="#">D</a>	<a href="#">D</a>	<a href="#">D</a>	1
Detail	Compare	22----	Utilities	<a href="#">b</a>	<a href="#">D</a>	<a href="#">D</a>	<a href="#">D</a>	<a href="#">D</a>	<a href="#">D</a>	5
Detail	Compare	23----	Construction	1,886	<a href="#">G</a>	12,980	<a href="#">G</a>	57,768	<a href="#">G</a>	473
Detail	Compare	31----	Manufacturing	1,430	<a href="#">H</a>	13,308	<a href="#">H</a>	53,637	<a href="#">H</a>	88
Detail	Compare	42----	Wholesale trade	1,612	<a href="#">G</a>	22,039	<a href="#">G</a>	92,505	<a href="#">G</a>	206
Detail	Compare	44----	Retail trade	8,675	<a href="#">G</a>	45,912	<a href="#">G</a>	196,700	<a href="#">G</a>	768
Detail	Compare	48----	Transportation and warehousing	578	<a href="#">G</a>	5,129	<a href="#">G</a>	21,845	<a href="#">G</a>	87
Detail	Compare	51----	Information	389	<a href="#">H</a>	5,006	<a href="#">H</a>	20,070	<a href="#">G</a>	60
Detail	Compare	52----	Finance and insurance	1,809	<a href="#">H</a>	33,635	<a href="#">H</a>	126,832	<a href="#">H</a>	330
Detail	Compare	53----	Real estate and rental and leasing	1,033	<a href="#">H</a>	7,260	<a href="#">G</a>	31,765	<a href="#">G</a>	294
Detail	Compare	54----	Professional, scientific, and technical services	2,318	<a href="#">G</a>	23,242	<a href="#">G</a>	106,191	<a href="#">G</a>	751
Detail	Compare	55----	Management of companies and enterprises	507	<a href="#">H</a>	14,325	<a href="#">H</a>	40,715	<a href="#">H</a>	29
Detail	Compare	56----	Administrative and support and waste management and remediation services	2,536	<a href="#">G</a>	15,143	<a href="#">G</a>	66,480	<a href="#">G</a>	329
Detail	Compare	61----	Educational services	1,753	<a href="#">G</a>	10,121	<a href="#">G</a>	43,202	<a href="#">G</a>	77
Detail	Compare	62----	Health care and social assistance	7,056	<a href="#">G</a>	59,328	<a href="#">H</a>	264,532	<a href="#">H</a>	489
Detail	Compare	71----	Arts, entertainment, and recreation	1,801	<a href="#">G</a>	13,265	<a href="#">G</a>	50,780	<a href="#">G</a>	91
Detail	Compare	72----	Accommodation and food services	8,459	<a href="#">G</a>	34,594	<a href="#">G</a>	148,198	<a href="#">G</a>	442
Detail	Compare	81----	Other services (except public administration)	3,115	<a href="#">G</a>	43,661	<a href="#">H</a>	129,100	<a href="#">H</a>	418

Detail	Compare	99----	Industries not classified	a	S	33	H	105	G	8
--------	---------	--------	---------------------------	---	---	----	---	-----	---	---

				Number of establishments by employment-size class									
		NAICS code	NAICS code description	Total establishments	1-4	5-9	10-19	20-49	50-99	100-249	250-499	500-999	1000 or more
	Compare	-----	Total for all sectors	4,956	3,199	775	541	288	99	41	10	2	1
Detail	Compare	11----	Agriculture, forestry, fishing and hunting	10	8	2	0	0	0	0	0	0	0
Detail	Compare	21----	Mining, quarrying, and oil and gas extraction	1	0	0	1	0	0	0	0	0	0
Detail	Compare	22----	Utilities	5	2	1	1	0	1	0	0	0	0
Detail	Compare	23----	Construction	473	374	53	28	14	4	0	0	0	0
Detail	Compare	31----	Manufacturing	88	53	15	9	5	2	3	1	0	0
Detail	Compare	42----	Wholesale trade	206	158	33	9	2	2	0	2	0	0
Detail	Compare	44----	Retail trade	768	372	187	122	60	15	11	1	0	0
Detail	Compare	48----	Transportation and warehousing	87	68	3	10	3	3	0	0	0	0
Detail	Compare	51----	Information	60	42	7	5	4	2	0	0	0	0
Detail	Compare	52----	Finance and insurance	330	217	58	40	12	2	1	0	0	0
Detail	Compare	53----	Real estate and rental and leasing	294	242	28	15	7	2	0	0	0	0
Detail	Compare	54----	Professional, scientific, and technical services	751	628	75	28	19	1	0	0	0	0
Detail	Compare	55----	Management of companies and enterprises	29	16	3	4	3	2	1	0	0	0
Detail	Compare	56----	Administrative and support and waste management and remediation services	329	245	30	31	13	7	2	1	0	0
Detail	Compare	61----	Educational services	77	46	10	9	6	4	0	1	1	0
Detail	Compare	62----	Health care and social assistance	489	250	106	87	25	10	9	1	0	1
Detail	Compare	71----	Arts, entertainment, and recreation	91	51	12	9	7	6	5	1	0	0
Detail	Compare	72----	Accommodation and food services	442	145	74	99	84	31	7	2	0	0
Detail	Compare	81----	Other services (except public administration)	418	274	78	34	24	5	2	0	1	0
Detail	Compare	99----	Industries not classified	8	8	0	0	0	0	0	0	0	0

Save as text file.

Save as csv file.

For information on businesses with no paid employees, see [Nonemployer Statistics](#)

Change Geographic Area

### Measuring America—People, Places, and Our Economy

**ABOUT US**

- [Are You in a Survey?](#)
- [FAQs](#)
- [Glossary](#)
- [Director's Corner](#)
- [Regional Offices](#)
- [History](#)
- [Research](#)
- [Scientific Integrity](#)
- [Jobs @ Census](#)
- [Diversity @ Census](#)
- [Business Opportunities](#)
- [Congressional & Intergovernmental Contact Us](#)

**FIND DATA**

- [QuickFacts](#)
- [American FactFinder](#)
- [Easy Stats](#)
- [Population Finder](#)
- [2010 Census](#)
- [Economic Census](#)
- [Interactive Maps](#)
- [Training & Workshops](#)
- [Data Tools](#)
- [Developers](#)
- [Catalogs](#)
- [Publications](#)

**BUSINESS & INDUSTRY**

- [Help With Your Forms](#)
- [Economic Indicators](#)
- [Economic Census](#)
- [E-Stats](#)
- [Foreign Trade](#)
- [Export Codes](#)
- [NAICS](#)
- [Governments](#)
- [Local Employment Dynamics](#)
- [Survey of Business Owners](#)

**PEOPLE & HOUSEHOLDS**

- [2010 Census](#)
- [2000 Census](#)
- [American Community Survey](#)
- [Income](#)
- [Poverty](#)
- [Population Estimates](#)
- [Population Projections](#)
- [Health Insurance](#)
- [Housing](#)
- [International](#)
- [Genealogy](#)

**GEOGRAPHY**

- [Maps and Data](#)
- [TIGER](#)
- [Gazetteer](#)
- SPECIAL TOPICS**
- [Statistics in Schools](#)
- [Tribal Resources \(AIAN\)](#)
- [Emergency Preparedness](#)
- [Statistical Abstract](#)
- [Special Census Program](#)
- [Fraudulent Activity & Scams](#)
- [Recovery Act](#)
- [USA.gov](#)
- [BusinessUSA.gov](#)

**NEWSROOM**

- [News Releases](#)
- [Release Schedule](#)
- [Fact for Features](#)
- [Blogs](#)
- [Multimedia](#)
- CONNECT WITH US**
- [Email Updates](#)
- [Facebook](#)
- [Twitter](#)
- [Flickr](#)
- [YouTube](#)

[Accessibility](#) | [Information Quality](#) | [FOIA](#) | [Data Protection & Privacy Policy](#) | [U.S. Dept of Commerce](#)

United States Census Bureau